

## Solid Pure Track No Dimmable

■ 09.2890.14 - Black

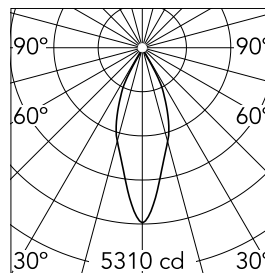
Spotlight to be installed on 3-phase track with LED light source. 220-240V, 50-60Hz power supply included.

### Main specifications

Number of heads	1	Net lumen (lm)	2075
Lamp category	LED	Mountings	Track
Power (W)	23W	Environment	Indoor dry location
CCT (K)	3000K		
CRI	80		

### Optical

Lighting type	Direct
LED type	LED array
Light distribution	Symmetric
Optical type	Flood
Beam angle (°)	35
Beam angle C90-270 (°)	35



Beam Angle: 35°

h(m)	E(lx)	D(m)
1	5310	0.64
2	1327	1.27
3	590	1.91
4	332	2.54
5	212	3.18

Luminous flux luminaire  
2075 lm

### Electrical

Frequency (Hz)	50/60	Insulation class	I
Dimmable	No		
Driver	Integrated		
Driver type	Non Dimmable		
Emergency	Without		


### Physical

Color	Black
Orientation	Adjustable
Weight (kg)	1.70
Rotation (°)	360

Solid Pure Track No Dimmable



Holding ring  
08.8768.14



Sky blue filter  
08.8766.65.OD



Recessed box for fix-point  
60.3022.14




Honeycomb anti-glare screen  
08.8763.14



Amber filter  
08.8766.66.OD



Fix-point  
60.3023.11



Blue filter  
08.8766.64.OD



Fix-point  
60.3023.14




Recessed box for fix-point  
60.3022.11



---

Fix-point  
60.3023.29



---

Red filter  
08.8766.67.OD