



Solid Pure Track No Dimmable

■ 09.2886.14 - Black

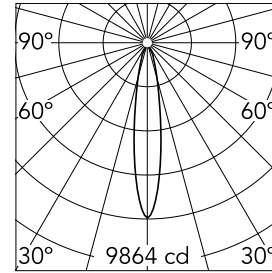
Spotlight to be installed on 3-phase track with LED light source. 220-240V, 50-60Hz power supply included.

Main specifications

Number of heads	1	Net lumen (lm)	1637
Lamp category	LED	Mountings	Track
Power (W)	23W	Environment	Indoor
CCT (K)	3000K		
CRI	90		

Optical

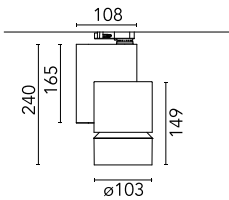
Lighting type	Direct
LED type	LED array
Light distribution	Symmetric
Optical type	Medium
Beam angle (°)	18
Beam angle C90-270 (°)	18



Beam Angle: 18°

	h(m)	E(lx)	D(m)
1	9864	0.31	
2	2466	0.62	
3	1096	0.93	
4	616	1.24	
5	395	1.55	

Luminous flux luminaire
1637 lm



Electrical

Frequency (Hz)	50/60	Insulation class	I
Dimmable	No		
Driver	Integrated		
Driver type	Electronic		
Emergency	Without		

Physical

Color	Black
Orientation	Adjustable
Weight (kg)	1.70
Rotation (°)	360




Solid Pure Track No Dimmable




Holding ring
08.8768.14




Honeycomb anti-glare screen
08.8763.14




Blue filter
08.8766.64.OD



Sky blue filter
08.8766.65.OD



Amber filter
08.8766.66.OD



Red filter
08.8766.67.OD



Fix-point
60.3023.11



Fix-point
60.3023.14



Fix-point
60.3023.29



Recessed box for fix-point
60.3022.11



Recessed box for fix-point
60.3022.14