



## Solid Pure Track No Dimmable

■ 09.2881.14 - Black

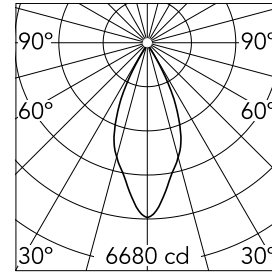
Spotlight to be installed on 3-phase track with LED light source. 220-240V, 50-60Hz power supply included.

### Main specifications

Number of heads	1	Net lumen (lm)	3162
Lamp category	LED	Mountings	Track
Power (W)	30W	Environment	Indoor dry location
CCT (K)	4000K		
CRI	80		

### Optical

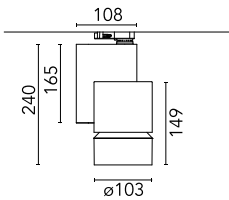
Lighting type	Direct
LED type	LED array
Light distribution	Symmetric
Optical type	Flood
Beam angle (°)	44
Beam angle C90-270 (°)	44



Beam Angle: 44°

h(m)	E(lx)	D(m)
1	6680	0.80
2	1670	1.61
3	742	2.41
4	418	3.22
5	267	4.02

Luminous flux luminaire  
3162 lm




### Electrical


Frequency (Hz)	50/60	Insulation class	I
Dimmable	No		
Driver	Integrated		
Driver type	Non Dimmable		
Emergency	Without		

### Physical

Color	Black
Orientation	Adjustable
Weight (kg)	1.70
Rotation (°)	360



## Solid Pure Track No Dimmable



---

Blue filter  
08.8766.64.OD



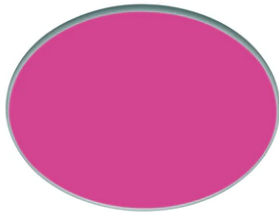
---

Fix-point  
60.3023.29



---

Fix-point  
60.3023.11




---

Red filter  
08.8766.67.OD



---

Fix-point  
60.3023.14



---

Amber filter  
08.8766.66.OD



---

Honeycomb anti-glare screen  
08.8763.14



---

Holding ring  
08.8768.14




---

Recessed box for fix-point  
60.3022.11



---

Recessed box for fix-point  
60.3022.14



---

Sky blue filter  
08.8766.65.OD