



Solid Pure Track Dali Version

■ 09.2997.30.DA - White

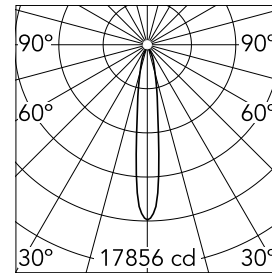
Spotlight to be installed on 3-phase track with LED light source. 220-240V, 50-60Hz power supply included.

Main specifications

Number of heads	1	Net lumen (lm)	2516
Lamp category	LED	Mountings	Track
Power (W)	30W	Environment	Indoor dry location
CCT (K)	3000K		
CRI	90		

Optical

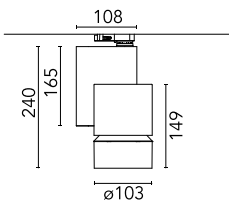
Lighting type	Direct
LED type	LED array
Light distribution	Symmetric
Optical type	Spot
Beam angle (°)	14
Beam angle C90-270 (°)	14



Beam Angle: 14°

	h(m)	E(lx)	D(m)
1	17856	0.25	
2	4464	0.51	
3	1984	0.76	
4	1116	1.01	
5	714	1.27	

Luminous flux luminaire
2516 lm

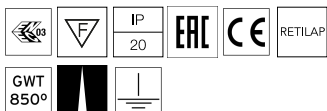


Electrical


Frequency (Hz)	50/60	Insulation class	I
Dimmable	Yes		
Driver	Integrated		
Driver type	Dimmable DALI		
	1		
Emergency	Without		

Physical

Color	White
Orientation	Adjustable
Weight (kg)	1.70
Rotation (°)	360




Solid Pure Track Dali Version




Red filter
08.8766.67.OD



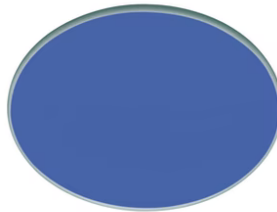
Holding ring
08.8768.14



Amber filter
08.8766.66.OD



Sky blue filter
08.8766.65.OD



Blue filter
08.8766.64.OD



Honeycomb anti-glare screen
08.8763.14