



Pure Spot Track

09.2570.30A - White

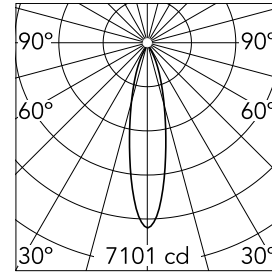
Spotlight to be installed on 3-phase track with LED light source. 220/240V, 50/60Hz power supply integrated.

Main specifications

Number of heads	1	Net lumen (lm)	1631
Lamp category	LED	Mountings	Track
Power (W)	17.5W	Environment	Indoor dry location
CCT (K)	3000K		
CRI	80		

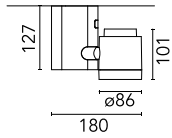
Optical

Lighting type	Direct
LED type	LED array
Light distribution	Symmetric
Optical type	Medium
Beam angle (°)	23
Beam angle C90-270 (°)	23



Beam Angle:	23°		
	h(m)	E(lx)	D(m)
1	7101	0.40	
2	1775	0.80	
3	789	1.21	
4	444	1.61	
5	284	2.01	

Luminous flux luminaire
1631 lm

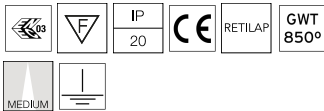


Electrical

Frequency (Hz)	50/60	Emergency	Without
Voltage (V)	35.00	Insulation class	I
Dimmable	No		
Driver	Integrated		
Driver type	Non Dimmable		

Physical


Color	White
Orientation	Adjustable
Weight (kg)	1.20
Tilt (°)	90
Rotation (°)	180




Pure Spot Track




U.V. filter
08.8160.98.OD




Sky blue filter
08.8160.65.OD



Amber filter
08.8160.66.OD



Cold light filter
08.8160.CL



Daylight filter
08.8160.DL



I.R. filter
08.8160.68



Hot Light
08.8160.69



Pure 1 Pro external ring accessory
08.8232.02



Pure 1 Pro external ring accessory
08.8232.14




Flood lens
08.8175.68




Elliptical lens
08.8163.68



Pure 1 Pro external ring accessory
08.8232.30



Neodimium
08.8160.ND



Blue filter
08.8160.64.OD



Holding ring
08.8166.14



Honeycomb
08.8169.14