



Pure Spot Track

■ 09.2415.02A - Grey

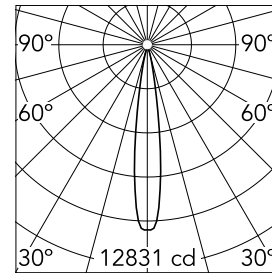
Spotlight to be installed on 3-phase track with LED light source. 220/240V, 50/60Hz power supply integrated.

Main specifications

Number of heads	1	Net lumen (lm)	1139
Lamp category	LED	Mountings	Track
Power (W)	15.7W	Environment	Indoor
CCT (K)	3000K		
CRI	80		

Optical

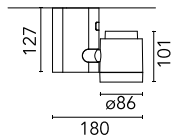
Lighting type	Direct
LED type	Power LED
Light distribution	Symmetric
Optical type	Spot
Beam angle (°)	15
Beam angle C90-270 (°)	15



Beam Angle: 15°

	h(m)	E(lx)	D(m)
1	12831	0.27	
2	3208	0.54	
3	1426	0.81	
4	802	1.07	
5	513	1.34	

Luminous flux luminaire
1139 lm



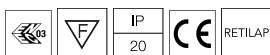
Electrical

Frequency (Hz)	50/60	Insulation class	I
Dimmable	No		
Driver	Integrated		
Driver type	Electronic		
Emergency	Without		

Physical

Color	Grey
Orientation	Adjustable
Weight (kg)	1.20
Tilt (°)	90
Rotation (°)	180


Certification / Marking




Pure Spot Track




Flood lens
08.8175.68




Blue filter
08.8160.64.OD



Sky blue filter
08.8160.65.OD



Amber filter
08.8160.66.OD



Red filter
08.8160.67.OD




I.R. filter
08.8160.68




Hot Light
08.8160.69




U.V. filter
08.8160.98.OD



Cold light filter
08.8160.CL



Daylight filter
08.8160.DL



Neodimium
08.8160.ND



Elliptical lens
08.8163.68



Holding ring
08.8166.14



Honeycomb
08.8169.14



Pure 1 Pro external ring accessory
08.8232.02



Pure 1 Pro external ring accessory
08.8232.14



Pure 1 Pro external ring accessory
08.8232.30