



## Pure Spot Track

09.2406.30A - White

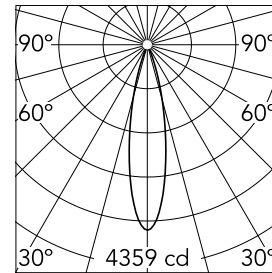
Spotlight to be installed on 3-phase track with LED light source. 220/240V, 50/60Hz power supply integrated.

### Main specifications

Number of heads	1	Net lumen (lm)	933
Lamp category	LED	Mountings	Track
Power (W)	15.7W	Environment	Indoor
CCT (K)	2700K		
CRI	80		

### Optical

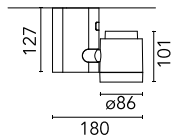
Lighting type	Direct
LED type	Power LED
Light distribution	Symmetric
Optical type	Medium
Beam angle (°)	23
Beam angle C90-270 (°)	23



Beam Angle: 23°

h(m)	E(lx)	D(m)
1	4359	0.40
2	1090	0.80
3	484	1.20
4	272	1.60
5	174	2.01

Luminous flux luminaire  
933 lm




### Electrical

Frequency (Hz)	50/60	Insulation class	I
Dimmable	No		
Driver	Integrated		
Driver type	Electronic		
Emergency	Without		

### Physical

Color	White
Orientation	Adjustable
Weight (kg)	1.20
Tilt (°)	90
Rotation (°)	180

### Certification / Marking




## Pure Spot Track




---

Flood lens  
08.8175.68




---

Blue filter  
08.8160.64.OD




---

Sky blue filter  
08.8160.65.OD



---

Amber filter  
08.8160.66.OD



---

Red filter  
08.8160.67.OD



---

I.R. filter  
08.8160.68




---

Hot Light  
08.8160.69




---

U.V. filter  
08.8160.98.OD




---

Cold light filter  
08.8160.CL



---

Daylight filter  
08.8160.DL



---

Neodimium  
08.8160.ND



---

Elliptical lens  
08.8163.68



---

Holding ring  
08.8166.14



---

Honeycomb  
08.8169.14



---

Pure 1 Pro external ring accessory  
08.8232.02



---

Pure 1 Pro external ring accessory  
08.8232.14



---

Pure 1 Pro external ring accessory  
08.8232.30