

Pure Spot Pro Track

■ 09.2437.14A - Black

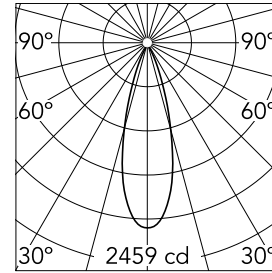
Spotlight to be installed on 3-phase track with LED light source. 220/240V, 50/60Hz power supply integrated.

Main specifications

Number of heads	1	Net lumen (lm)	720
Lamp category	LED	Mountings	Track
Power (W)	15.7W	Environment	Indoor
CCT (K)	3000K		
CRI	80		

Optical

Lighting type	Direct
LED type	Power LED
Light distribution	Symmetric
Optical type	Flood
Beam angle (°)	30
Beam angle C90-270 (°)	30



Beam Angle:	30°		
	h(m)	E(lx)	D(m)
1	2459	0.53	
2	615	1.07	
3	273	1.60	
4	154	2.13	
5	98	2.66	

Luminous flux luminaire
720 lm


Electrical

Frequency (Hz)	50/60	Insulation class	I
Dimmable	No		
Driver	Integrated		
Driver type	Electronic		
Emergency	Without		

Physical

Color	Black
Orientation	Adjustable
Weight (kg)	1.40
Tilt (°)	90
Rotation (°)	180


Certification / Marking




Pure Spot Pro Track




Flood lens
08.8175.68




Blue filter
08.8160.64.OD



Sky blue filter
08.8160.65.OD



Amber filter
08.8160.66.OD



Red filter
08.8160.67.OD




I.R. filter
08.8160.68




Hot Light
08.8160.69




U.V. filter
08.8160.98.OD



Cold light filter
08.8160.CL



Daylight filter
08.8160.DL



Neodimium
08.8160.ND



Elliptical lens
08.8163.68



Honeycomb
08.8186.14