



Pure Spot Pro Track

■ 09.2432.02C - Grey

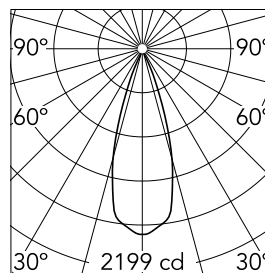
Spotlight to be installed on 3-phase track with LED light source. Electronic transformer 220/240V, 50/60Hz for phosphor LED integrated.

Main specifications

Number of heads	1	Net lumen (lm)	693
Lamp category	LED	Mountings	Track
Power (W)	19.5W	Environment	Indoor dry location
CCT (K)	3000K		
CRI	80		

Optical

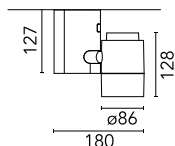
Lighting type	Direct
LED type	Phosphor LED
Light distribution	Symmetric
Optical type	Flood
Beam angle (°)	34
Beam angle C90-270 (°)	34



Beam Angle: 34°

h(m)	E(lx)	D(m)
1	2199	0.61
2	550	1.22
3	244	1.83
4	137	2.44
5	88	3.05

Luminous flux luminaire
693 lm



Electrical


Frequency (Hz)	50/60	Insulation class	I
Dimmable	No		
Driver	Integrated		
Driver type	Non Dimmable		
Emergency	Without		

Physical

Color	Grey
Orientation	Adjustable
Weight (kg)	1.40
Tilt (°)	90
Rotation (°)	180



Pure Spot Pro Track



Sky blue filter
08.8160.65.OD



Elliptical lens
08.8163.68



I.R. filter
08.8160.68



Flood lens
08.8175.68




U.V. filter
08.8160.98.OD




Hot Light
08.8160.69




Honeycomb
08.8186.14




Red filter
08.8160.67.OD




Cold light filter
08.8160.CL




Neodimium
08.8160.ND



Daylight filter
08.8160.DL



Blue filter
08.8160.64.OD



Amber filter
08.8160.66.OD