

## Pure Spot Pro Track

■ 09.2425.14A - Black

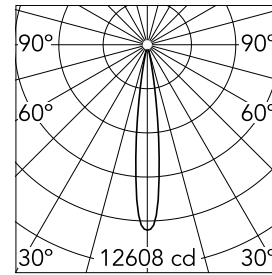
Spotlight to be installed on 3-phase track with LED light source. 220/240V, 50/60Hz power supply integrated.

### Main specifications

Number of heads	1	Net lumen (lm)	897
Lamp category	LED	Mountings	Track
Power (W)	15.7W	Environment	Indoor
CCT (K)	2700K		
CRI	80		

### Optical

Lighting type	Direct
LED type	Power LED
Light distribution	Symmetric
Optical type	Spot
Beam angle (°)	14
Beam angle C90-270 (°)	14



Beam Angle: 14°

	h(m)	E(lx)	D(m)
1	12608	0.25	
2	3152	0.49	
3	1401	0.74	
4	788	0.98	
5	504	1.23	

Luminous flux luminaire  
897 lm


### Electrical

Frequency (Hz)	50/60	Insulation class	I
Dimmable	No		
Driver	Integrated		
Driver type	Electronic		
Emergency	Without		

### Physical

Color	Black
Orientation	Adjustable
Weight (kg)	1.40
Tilt (°)	90
Rotation (°)	180

### Certification / Marking




# Pure Spot Pro Track




---

Flood lens  
08.8175.68




---

Blue filter  
08.8160.64.OD




---

Sky blue filter  
08.8160.65.OD



---

Amber filter  
08.8160.66.OD



---

Red filter  
08.8160.67.OD



---

I.R. filter  
08.8160.68




---

Hot Light  
08.8160.69




---

U.V. filter  
08.8160.98.OD




---

Cold light filter  
08.8160.CL



---

Daylight filter  
08.8160.DL



---

Neodimium  
08.8160.ND



---

Elliptical lens  
08.8163.68



---

Honeycomb  
08.8186.14