



Pure Spot Pro Track

■ 09.2421.02C - Grey

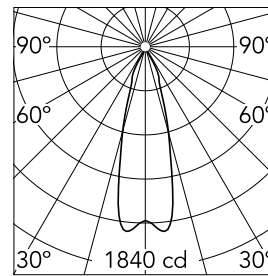
Spotlight to be installed on 3-phase track with LED light source. Electronic transformer 220/240V, 50/60Hz for phosphor LED integrated.

Main specifications

Number of heads	1	Net lumen (lm)	595
Lamp category	LED	Mountings	Track
Power (W)	17W	Environment	Indoor
CCT (K)	3000K		
CRI	98		

Optical

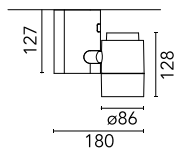
Lighting type	Direct
LED type	Phosphor LED
Light distribution	Symmetric
Optical type	Medium
Beam angle (°)	30
Beam angle C90-270 (°)	30



Beam Angle: 30°

h(m)	E(lx)	D(m)
1	1840	0.53
2	460	1.06
3	204	1.59
4	115	2.11
5	74	2.64

Luminous flux luminaire
595 lm

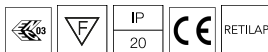


Electrical




Frequency (Hz)	50/60	Emergency	Without
Voltage (V)	220.00	Insulation class	I
Dimmable	No		
Driver	Integrated		
Driver type	Electronic		

Physical

Color	Grey
Orientation	Adjustable
Weight (kg)	1.40
Tilt (°)	90
Rotation (°)	180




Pure Spot Pro Track



Blue filter
08.8160.64.OD

Sky blue filter
08.8160.65.OD



Amber filter
08.8160.66.OD



Red filter
08.8160.67.OD

I.R. filter
08.8160.68

Hot Light
08.8160.69



U.V. filter
08.8160.98.OD

Cold light filter
08.8160.CL

Daylight filter
08.8160.DL



Neodimium
08.8160.ND



Elliptical lens
08.8163.68



Honeycomb
08.8186.14



Flood lens
08.8175.68