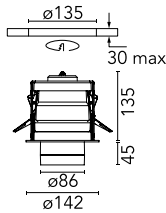


Pure Downlight 1-10V

■ 09.1635.02C1V - Grey

Recessed luminaire with LED light source. Remote electronic transformer 220/240V included.

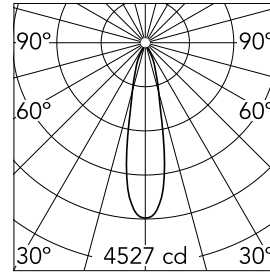


Main specifications

Number of heads	1	Net lumen (lm)	1046
Lamp category	LED	Mountings	Ceiling recessed
Power (W)	13.5W	Environment	Indoor dry location
CCT (K)	3000K		
CRI	80		

Optical

LED type	Phosphor LED
Light distribution	Symmetric
Optical type	Medium
Beam angle (°)	23
Beam angle C90-270 (°)	23



Beam Angle: 23°

h(m)	E(lx)	D(m)
1	4527	0.40
2	1132	0.81
3	503	1.21
4	283	1.62
5	181	2.02

Luminous flux luminaire
1046 lm (EXTREME CUT OFF)

Electrical

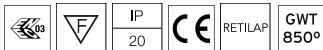
Frequency (Hz)	50/60	Insulation class	II
Dimmable	Yes		
Driver	Remote included		
Driver type	Dimmable 1-10V		
Emergency	Without		

Physical

Color	Grey	Rotation (°)	360
Orientation	Adjustable		
Recessed depth (mm)	138		
Weight (kg)	0.96		
Tilt (°)	60		

Note


Installation frame must be ordered separately.



Pure Downlight 1-10V



U.V. filter
08.8160.98.OD



Red filter
08.8160.67.OD



Flood lens
08.8175.68



Honeycomb
08.8169.14




Installation Frame For Trim Black
08.8149.14




Installation Frame For Trim White
08.8149.30




I.R. filter
08.8160.68



Cold light filter
08.8160.CL



Amber filter
08.8160.66.OD



Sky blue filter
08.8160.65.OD



Hot Light
08.8160.69




Pure 1 Pro external ring accessory
08.8232.02




Installation Frame For Trim Grey
08.8149.02



Pure 1 Pro external ring accessory
08.8232.30



Blue filter
08.8160.64.OD



Neodimium
08.8160.ND



Elliptical lens
08.8163.68



Holding ring
08.8166.14





Pure 1 Pro external ring accessory
08.8232.14

Daylight filter
08.8160.DL

Installation Frame For No Trim
08.8152.00