

■ 09.1647.02A - Grey

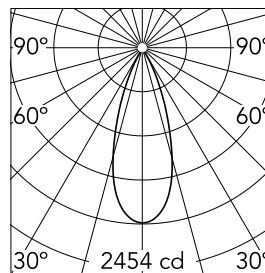
Recessed luminaire with LED light source. Power supply not included

## Main specifications

Number of heads	1	Net lumen (lm)	1043
Lamp category	LED	Mountings	Ceiling recessed
Power (W)	15.7W	Environment	Indoor dry location
CCT (K)	3000K		
CRI	80		

## Optical

LED type	Power LED
Light distribution	Symmetric
Optical type	Flood
Beam angle (°)	37
Beam angle C90-270 (°)	37



Luminous flux lumineuse  
1043 lm

Beam Angle:		37°
<u>h(m)</u>	<u>E(lx)</u>	<u>D(m)</u>
1	2454	0.66
2	614	1.32
3	273	1.98
4	153	2.64
5	98	3.30

## Electrical

Frequency (Hz)	50/60	Insulation class	III
Dimmable	Yes		
Driver	Remote excluded		
Driver type	Dimmable Push, Dimmable 1- 10V, Dimmable DALI 1, Mains Cut Dimming		
Emergency	Without		

## Physical

Color	Grey	Rotation (°)	360
Orientation	Adjustable		
Recessed depth (mm)	138		
Weight (kg)	0.75		
Tilt (°)	60		


### Note

Installation frame must be ordered separately.


Pure Downlight



Honeycomb  
08.8169.14



Blue filter  
08.8160.64.OD



Daylight filter  
08.8160.DL



Elliptical lens  
08.8163.68



I.R. filter  
08.8160.68



Installation Frame For Trim White  
08.8149.30




Continuous current power supply of  
25W, 110/240V – 50/60Hz with power  
current selected through adjustable  
350 mA-18W / 400 mA – 21W / 500mA –  
25W /600mA – 30W /700/750/900 mA –  
32W switch. 1-10V or push dimming,  
synchronisation cables not included.



Installation Frame For No Trim  
08.8152.00




Flood lens  
08.8175.68



Pure 1 Pro external ring accessory  
08.8232.30

Non dimmable continuous current  
power supply. 350mA – 17,5W / 500mA  
– 20W / 700mA – 20W – 220/240V –  
50/60Hz.  
60.9312


Hot Light  
08.8160.69



Amber filter  
08.8160.66.OD

Installation Frame For Trim Black  
08.8149.14


Continuous current power supply of  
25-50W, 110/240V – 50/60Hz with power  
current selected through adjustable  
350mA – 25W /500mA – 35W/ 700mA –  
50W /750mA – 54W /900/ 1050 mA –  
60W switch. Dali 2, 0/1-10V or push  
dimming  
60.8530



Neodimium

Cold light filter

Pure 1 Pro external ring accessory




---

Sky blue filter  
08.8160.65.OD




---

Installation Frame For Trim Grey  
08.8149.02




---

U.V. filter  
08.8160.98.OD




---

Continuous current power supply.  
230/240V – 50/60Hz. Adjustable Current  
350mA – 17W / 500mA – 24W / 700/ 750  
mA – 32W switch by trailing and  
leading edge dimming, mains dimming  
or push dimming  
60.8534





---

Holding ring  
08.8166.14




---

Pure 1 Pro external ring accessory  
08.8232.02




---

Red filter  
08.8160.67.OD