

09.1645.14A - Black

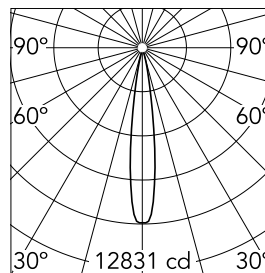
Recessed luminaire with LED light source. Power supply not included

Main specifications

Number of heads	1	Net lumen (lm)	1139
Lamp category	LED	Mountings	Ceiling recessed
Power (W)	15.7W	Environment	Indoor dry location
CCT (K)	3000K		
CRI	80		

Optical

LED type	Power LED
Light distribution	Symmetric
Optical type	Spot
Beam angle (°)	15
Beam angle C90-270 (°)	15



Luminous flux lumineuse
1139 lm

Beam Angle: 15°		
h(m)	E(lx)	D(m)
1	12831	0.27
2	3208	0.54
3	1426	0.81
4	802	1.07
5	513	1.34

Electrical

Frequency (Hz)	50/60	Insulation class	III
Dimmable	Yes		
Driver	Remote		
	excluded		
Driver type	Dimmable Push, Dimmable 1- 10V, Dimmable DALI 1, Mains Cut Dimming		
Emergency	Without		

Physical

Color	Black	Rotation (°)	360
Orientation	Adjustable		
Recessed depth (mm)	138		
Weight (kg)	0.75		
Tilt (°)	60		

Note

Installation frame must be ordered separately.


Pure Downlight



Pure 1 Pro external ring accessory
08.8232.02




Pure 1 Pro external ring accessory
08.8232.30



Daylight filter
08.8160.DL



Installation Frame For No Trim
08.8152.00




Blue filter
08.8160.64.OD



Non dimmable continuous current
power supply. 350mA – 17,5W / 500mA
– 20W / 700mA – 20W – 220/240V –
50/60Hz.
60.9312



Pure 1 Pro external ring accessory
08.8232.14




Amber filter
08.8160.66.OD



Continuous current power supply.
230/240V – 50/60Hz. Adjustable Current
350mA – 17W / 500mA – 24W / 700/ 750
mA – 32W switch by trailing and

or push dimming
60.8534



Elliptical lens
08.8163.68

I.R. filter
08.8160.68


Installation Frame For Trim Black
08.8149.14



Flood lens
08.8175.68

Continuous current power supply of
25-50W, 110/240V – 50/60Hz with power
current selected through adjustable
350mA – 25W /500mA – 35W/ 700mA –
50W /750mA – 54W /900/ 1050 mA –
60W switch. Dali 2, 0/1-10V or push
dimming
60.8530


Continuous current power supply of
25W, 110/240V – 50/60Hz with power
current selected through adjustable
350 mA-18W / 400 mA – 21W / 500mA –
25W /600mA – 30W /700/750/900 mA –
32W switch. 1-10V or push dimming,
synchronisation cables not included.
60.8533



Neodimium
08.8160.ND

Sky blue filter
08.8160.65.OD

Installation Frame For Trim Grey
08.8149.02



Cold light filter
08.8160.CL




U.V. filter
08.8160.98.OD



Holding ring
08.8166.14



Honeycomb
08.8169.14



Red filter
08.8160.67.OD



Hot Light
08.8160.69



Installation Frame For Trim White
08.8149.30