

09.1642.30A - White

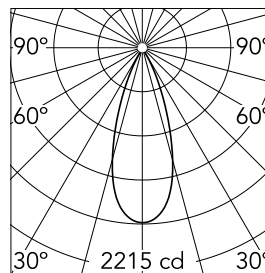
Recessed luminaire with LED light source. Power supply not included

## Main specifications

Number of heads	1	Net lumen (lm)	956
Lamp category	LED	Mountings	Ceiling recessed
Power (W)	15.7W	Environment	Indoor dry location
CCT (K)	2700K		
CRI	80		

## Optical

LED type	Power LED
Light distribution	Symmetric
Optical type	Flood
Beam angle (°)	37
Beam angle C90-270 (°)	37



Luminous flux luminaire  
956 lm

Beam Angle:	37°	
<u>h(m)</u>	<u>E(lx)</u>	<u>D(m)</u>
1	2215	0.67
2	554	1.34
3	246	2.02
4	138	2.69
5	89	3.36

## Electrical

<b>Frequency (Hz)</b>	50/60	<b>Insulation class</b>	III
<b>Dimmable</b>	Yes		
<b>Driver</b>	Remote		
	excluded		
<b>Driver type</b>	Dimmable Push, Dimmable 1- 10V, Dimmable DALI 1, Mains Cut Dimming		
<b>Emergency</b>	Without		

## Physical

Color	White	Rotation (°)	360
Orientation	Adjustable		
Recessed depth (mm)	138		
Weight (kg)	0.75		
Tilt (°)	60		

### Note

Installation frame must be ordered separately.

Pure Downlight



Pure 1 Pro external ring accessory  
08.8232.14



Installation Frame For No Trim  
08.8152.00



Elliptical lens  
08.8163.68



Installation Frame For Trim White  
08.8149.30



U.V. filter  
08.8160.98.OD




Continuous current power supply.  
230/240V – 50/60Hz. Adjustable Current  
350mA – 17W / 500mA – 24W / 700/ 750  
mA – 32W switch by trailing and  
leading edge dimming, mains dimming  
or push dimming  
60.8534



Continuous current power supply of  
25W, 110/240V – 50/60Hz with power



Hot Light  
08.8160.69



Daylight filter  
08.8160.DL

25W /600mA – 30W /700/750/900 mA –  
32W switch. 1-10V or push dimming,  
synchronisation cables not included.  
60.8533




Honeycomb  
08.8169.14



Installation Frame For Trim Grey  
08.8149.02



Pure 1 Pro external ring accessory  
08.8232.30




I.R. filter  
08.8160.68




Non dimmable continuous current  
power supply. 350mA – 17,5W / 500mA  
– 20W / 700mA – 20W – 220/240V –  
50/60Hz.  
60.9312



Pure 1 Pro external ring accessory  
08.8232.02



Blue filter  
08.8160.64.OD



Sky blue filter  
08.8160.65.OD



Flood lens  
08.8175.68





---

Installation Frame For Trim Black  
08.8149.14





---

Continuous current power supply of  
25-50W, 110/240V – 50/60Hz with power  
current selected through adjustable  
350mA – 25W /500mA – 35W/ 700mA –  
50W /750mA – 54W /900/ 1050 mA –  
60W switch. Dali 2, 0/1-10V or push  
dimming  
60.8530





---

Cold light filter  
08.8160.CL





---

Red filter  
08.8160.67.OD




---

Amber filter  
08.8160.66.OD




---

Neodimium  
08.8160.ND




---

Holding ring  
08.8166.14