



Pure 1 Spot Pro Ceiling

09.2585.30A - White

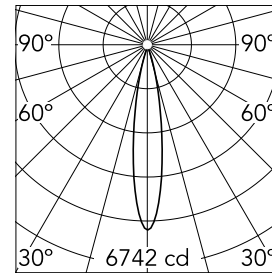
Spotlight to be installed on ceiling/wall with LED light source. 220/240V, 50/60Hz power supply integrated.

Main specifications

Number of heads	1	Net lumen (lm)	809
Lamp category	LED	Mountings	Ceiling surface
Power (W)	17.5W	Environment	Indoor dry location
CCT (K)	3000K		
CRI	80		

Optical

Lighting type	Direct
LED type	LED array
Light distribution	Symmetric
Optical type	Spot
Beam angle (°)	18
Beam angle C90-270 (°)	18



Beam Angle: 18°

	h(m)	E(lx)	D(m)
1	6742	0.31	
2	1685	0.62	
3	749	0.94	
4	421	1.25	
5	270	1.56	

Luminous flux luminaire
809 lm

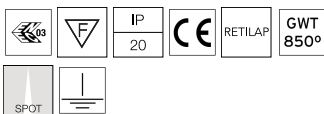
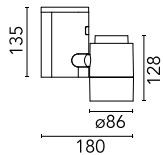


Electrical

Frequency (Hz)	50/60	Insulation class	I
Dimmable	No		
Driver	Integrated		
Driver type	Non Dimmable		
Emergency	Without		

Physical

Color	White
Orientation	Adjustable
Weight (kg)	1.40
Tilt (°)	90
Rotation (°)	180




Pure 1 Spot Pro Ceiling



U.V. filter
08.8160.98.OD



Hot Light
08.8160.69




Cold light filter
08.8160.CL




I.R. filter
08.8160.68




Honeycomb
08.8186.14



Sky blue filter
08.8160.65.OD



Amber filter
08.8160.66.OD




Daylight filter
08.8160.DL



Neodimium
08.8160.ND




Flood lens
08.8175.68



Blue filter
08.8160.64.OD



Elliptical lens
08.8163.68



Red filter
08.8160.67.OD