

Pure 1 Spot Pro Ceiling

09.2482.30C - White

Spotlight to be installed on ceiling/wall with LED light source. Electronic transformer 220/240V, 50/60Hz for phosphor LED integrated.

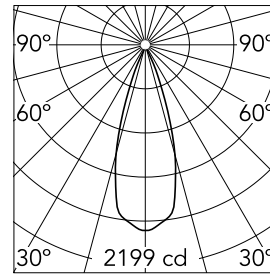
Spotlight to be installed on ceiling/wall with LED light source. Electronic transformer 220/240V, 50/60Hz for phosphor LED integrated.

Main specifications

Number of heads	1	Net lumen (lm)	693
Lamp category	LED	Mountings	Ceiling surface
Power (W)	19.5W	Environment	Indoor
CCT (K)	3000K		
CRI	80		

Optical

Lighting type	Direct
LED type	Phosphor LED
Light distribution	Symmetric
Optical type	Flood
Beam angle (°)	34
Beam angle C90-270 (°)	34



Beam Angle: 34°


h(m)	E(lx)	D(m)
1	2199	0.61
2	550	1.22
3	244	1.83
4	137	2.44
5	88	3.05

Luminous flux luminaire
693 lm

Electrical

Frequency (Hz)	50/60	Insulation class	I
Dimmable	No		
Driver	Integrated		
Driver type	Electronic		
Emergency	Without		

Certification / Marking




Physical

Color	White
Orientation	Adjustable
Weight (kg)	1.40
Tilt (°)	90
Rotation (°)	180


Pure 1 Spot Pro Ceiling




Flood lens
08.8175.68




Blue filter
08.8160.64.OD



Sky blue filter
08.8160.65.OD



Amber filter
08.8160.66.OD



Red filter
08.8160.67.OD




I.R. filter
08.8160.68




Hot Light
08.8160.69




U.V. filter
08.8160.98.OD



Cold light filter
08.8160.CL



Daylight filter
08.8160.DL



Neodimium
08.8160.ND



Elliptical lens
08.8163.68



Honeycomb
08.8186.14