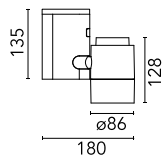



Pure 1 Spot Pro Ceiling

■ 09.2471.30C - White

Spotlight to be installed on ceiling/wall with LED light source. Electronic transformer 220/240V, 50/60Hz for phosphor LED integrated.

Spotlight to be installed on ceiling/wall with LED light source. Electronic transformer 220/240V, 50/60Hz for phosphor LED integrated.

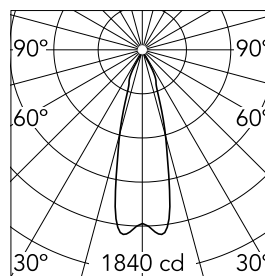


Main specifications

Number of heads	1	Net lumen (lm)	595
Lamp category	LED	Mountings	Ceiling surface
Power (W)	17W	Environment	Indoor dry location
CCT (K)	3000K		
CRI	98		

Optical

Lighting type	Direct
LED type	Phosphor LED
Light distribution	Symmetric
Optical type	Medium
Beam angle (°)	30
Beam angle C90-270 (°)	30



Luminous flux luminaire
595 lm

Beam Angle: 30°

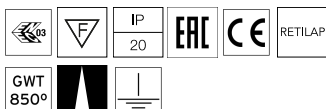
	h(m)	E(lx)	D(m)
1	1840	0.53	
2	460	1.06	
3	204	1.59	
4	115	2.11	
5	74	2.64	

Electrical




Frequency (Hz)	50/60	Emergency	Without
Voltage (V)	220.00	Insulation class	I
Dimmable	No		
Driver	Integrated		
Driver type	Non Dimmable		

Physical

Color	White
Orientation	Adjustable
Weight (kg)	1.40
Tilt (°)	90
Rotation (°)	180




Pure 1 Spot Pro Ceiling



Cold light filter
08.8160.CL

Red filter
08.8160.67.OD


Blue filter
08.8160.64.OD



Hot Light
08.8160.69

Sky blue filter
08.8160.65.OD



U.V. filter
08.8160.98.OD



Neodimium
08.8160.ND

Flood lens
08.8175.68

Elliptical lens
08.8163.68



Amber filter
08.8160.66.OD

Honeycomb
08.8186.14

Daylight filter
08.8160.DL



I.R. filter
08.8160.68