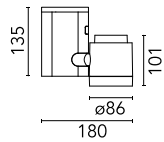


Pure 1 Spot Ceiling

09.2462.30C - White

Spotlight to be installed on ceiling/wall with LED light source. Electronic transformer 220/240V, 50/60Hz for phosphor LED integrated.

Spotlight to be installed on ceiling/wall with LED light source. Electronic transformer 220/240V, 50/60Hz for phosphor LED integrated.

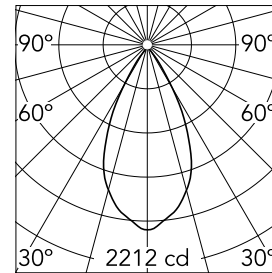


Main specifications

Number of heads	1	Net lumen (lm)	1416
Lamp category	LED	Mountings	Ceiling surface
Power (W)	19.5W	Environment	Indoor
CCT (K)	3000K		
CRI	80		

Optical

Lighting type	Direct
LED type	Phosphor LED
Light distribution	Symmetric
Optical type	Wide flood
Beam angle (°)	51
Beam angle C90-270 (°)	51



Beam Angle: 51°

	h(m)	E(lx)	D(m)
1	2212	0.95	
2	553	1.90	
3	246	2.85	
4	138	3.79	
5	88	4.74	


Luminous flux luminaire
1416 lm

Electrical


Frequency (Hz)	50/60	Insulation class	I
Dimmable	No		
Driver	Integrated		
Driver type	Electronic		
Emergency	Without		

Physical


Color	White
Orientation	Adjustable
Weight (kg)	1.20
Tilt (°)	90
Rotation (°)	180




Pure 1 Spot Ceiling




Blue filter
08.8160.64.OD



Sky blue filter
08.8160.65.OD



Amber filter
08.8160.66.OD



Red filter
08.8160.67.OD




I.R. filter
08.8160.68




Hot Light
08.8160.69




U.V. filter
08.8160.98.OD



Cold light filter
08.8160.CL



Daylight filter
08.8160.DL



Neodimium
08.8160.ND



Elliptical lens
08.8163.68



Holding ring
08.8166.14



Honeycomb
08.8169.14



Pure 1 Pro external ring accessory
08.8232.02



Pure 1 Pro external ring accessory
08.8232.14



Pure 1 Pro external ring accessory
08.8232.30



Flood lens
08.8175.68