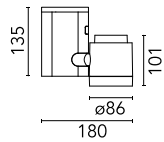


## Pure 1 Spot Ceiling

■ 09.2450.14C - Black

Spotlight to be installed on ceiling/wall with LED light source. Electronic transformer 220/240V, 50/60Hz for phosphor LED integrated.

Spotlight to be installed on ceiling/wall with LED light source. Electronic transformer 220/240V, 50/60Hz for phosphor LED integrated.

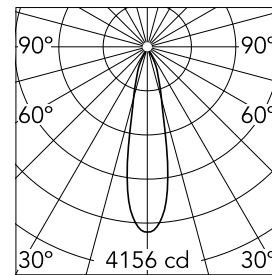


### Main specifications

|                        |       |                       |                 |
|------------------------|-------|-----------------------|-----------------|
| <b>Number of heads</b> | 1     | <b>Net lumen (lm)</b> | 965             |
| <b>Lamp category</b>   | LED   | <b>Mountings</b>      | Ceiling surface |
| <b>Power (W)</b>       | 17W   | <b>Environment</b>    | Indoor          |
| <b>CCT (K)</b>         | 3000K |                       |                 |
| <b>CRI</b>             | 98    |                       |                 |

### Optical

|                               |              |
|-------------------------------|--------------|
| <b>Lighting type</b>          | Direct       |
| <b>LED type</b>               | Phosphor LED |
| <b>Light distribution</b>     | Symmetric    |
| <b>Optical type</b>           | Medium       |
| <b>Beam angle (°)</b>         | 23           |
| <b>Beam angle C90-270 (°)</b> | 23           |



Beam Angle: 23°

| h(m) | E(lx) | D(m) |
|------|-------|------|
| 1    | 4156  | 0.41 |
| 2    | 1039  | 0.81 |
| 3    | 462   | 1.22 |
| 4    | 260   | 1.63 |
| 5    | 166   | 2.04 |


Luminous flux luminaire  
965 lm

### Electrical


|                       |            |                         |         |
|-----------------------|------------|-------------------------|---------|
| <b>Frequency (Hz)</b> | 50/60      | <b>Emergency</b>        | Without |
| <b>Voltage (V)</b>    | 220.00     | <b>Insulation class</b> | I       |
| <b>Dimmable</b>       | No         |                         |         |
| <b>Driver</b>         | Integrated |                         |         |
| <b>Driver type</b>    | Electronic |                         |         |

### Physical

|                     |            |
|---------------------|------------|
| <b>Color</b>        | Black      |
| <b>Orientation</b>  | Adjustable |
| <b>Weight (kg)</b>  | 1.20       |
| <b>Tilt (°)</b>     | 90         |
| <b>Rotation (°)</b> | 180        |




## Pure 1 Spot Ceiling




---

Blue filter  
08.8160.64.OD




---

Sky blue filter  
08.8160.65.OD



---

Amber filter  
08.8160.66.OD



---

Red filter  
08.8160.67.OD



---

I.R. filter  
08.8160.68




---

Hot Light  
08.8160.69




---

U.V. filter  
08.8160.98.OD




---

Cold light filter  
08.8160.CL



---

Daylight filter  
08.8160.DL



---

**Neodimium**  
08.8160.ND



---

**Elliptical lens**  
08.8163.68



---

**Holding ring**  
08.8166.14



---

**Honeycomb**  
08.8169.14



---

**Pure 1 Pro external ring accessory**  
08.8232.02



---

**Pure 1 Pro external ring accessory**  
08.8232.14



---

**Pure 1 Pro external ring accessory**  
08.8232.30



---

**Flood lens**  
08.8175.68