

## Mini Box

07.9004.01 - Matt White

Recessed signalling lamp for indoor or outdoor use. Conventional transformer integrated.

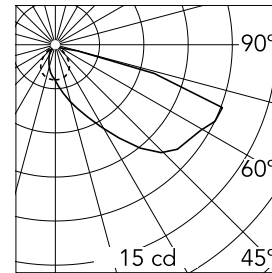


### Main specifications

<b>Number of heads</b>	1	<b>Mountings</b>	Wall recessed
<b>Lamp category</b>	Halogen	<b>Environment</b>	Indoor, Outdoor
<b>Power (W)</b>	20W Max.		
<b>CCT (K)</b>	3000K		
<b>Net lumen (lm)</b>	55		

### Optical

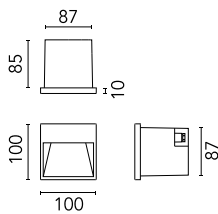
<b>Lighting type</b>	Indirect, Direct
<b>Lamp type</b>	QT-9
<b>Light distribution</b>	Symmetric
<b>Optical type</b>	Wide flood
<b>Beam angle (°)</b>	46
<b>Beam angle C90-270 (°)</b>	65



Beam Angle: 65°

h(m)	E(lx)	D(m)
1	15	3.31
2	4	6.63
3	2	9.94
4	1	13.26
5	1	16.57

Luminous flux luminaire  
320 lm

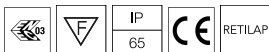


### Electrical


<b>Frequency (Hz)</b>	50/60	<b>Insulation class</b>	II
<b>Lamp holder</b>	G4		
<b>Dimmable</b>	No		
<b>Driver</b>	Integrated		
<b>Emergency</b>	Without		

### Physical

<b>Color</b>	Matt White
<b>Orientation</b>	Fixed
<b>Recessed depth (mm)</b>	85
<b>Weight (kg)</b>	0.65



## Mini Box



---

Flush wall Installation  
08.8246.00

High density polystyrene  
(87x85x87mm)  
80.1332

Junction box  
08.8012.00