

Light Tube Ø30 Direct 1500 mm Dimmable 1-10V

■ 03.8107.14.1V - Black

Diffused LED light module to be installed in The Infra-Structure.

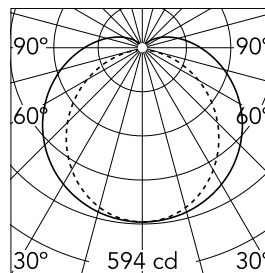


Main specifications

Number of heads	1	Net lumen (lm)	2423
Lamp category	LED	Mountings	Track
Power (W)	38W	Environment	Indoor
CCT (K)	3000K		
CRI	90		

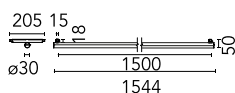
Optical

Lighting type	Direct
LED type	Top LED
Light distribution	Symmetric
Optical type	Diffused light
Beam angle (°)	106
Beam angle C90-270 (°)	106



Beam Angle: 106°

h(m)	E(lx)	D(m)
1	594	7.49
2	149	14.98
3	66	22.47
4	37	29.96
5	24	37.45

Luminous flux luminaire
2423 lm


Electrical

Voltage (V)	48.00
Dimmable	Yes
Driver	Remote
Emergency	Without
Insulation class	III

Physical

Color	Black
Orientation	Fixed
Weight (kg)	1.21
Length (mm)	1544

Certification / Marking



Note

System turning fastening elements 0°-90° with a magnetic connection and mechanic security bock for a transversally installation between two lines of the profile. The Light Tube are only fed by one od the ends and do not communicate current through the other end. For wireless lighting control, choose integrated Casambi versions.