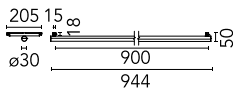



Light Tube Ø 30 Direct 900 mm Casambi integrated

New

■ **03.8105.14.CB - Black**

Diffused LED light module to be installed in The Infra-Structure.

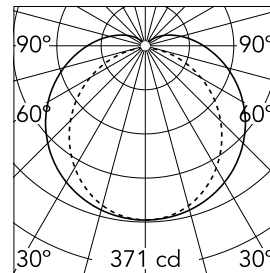


Main specifications

Number of heads	1	Net lumen (lm)	1515
Lamp category	LED	Mountings	Track
Power (W)	23W	Environment	Indoor dry location
CCT (K)	3000K		
CRI	90		

Optical

Lighting type	Direct
LED type	Top LED
Light distribution	Symmetric
Optical type	Diffused light
Beam angle (°)	106
Beam angle C90-270 (°)	106



Beam Angle: 150°

h(m)	E(lx)	D(m)
1	371	7.49
2	93	14.98
3	41	22.47
4	23	29.96
5	15	37.45

Luminous flux luminaire
1515 lm

Electrical

Voltage (V)	48.00	Insulation class	III
Dimmable	Yes		
Driver	Remote excluded		
Driver type	Dimmable		
	Casambi		
Emergency	Without		

Physical

Color	Black
Orientation	Fixed
Weight (kg)	0.78
Length (mm)	944

Note

System turning fastening elements 0°-90° with a magnetic connection and mechanic security back for a transversally installation between two lines of the profile. The Light Tube are only fed by one of the ends and do not communicate current through the other end. The control system with the Casambi version of light fixtures is directly and individually regulated wirelessly using the application FLOS Control® by Casambi.

