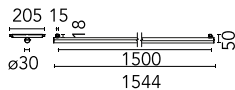



## Light Tube Ø 30 Direct 1500 mm On Board Dimmer

■ 03.8107.14 - Black

Diffused LED light module to be installed in The Infra-Structure.

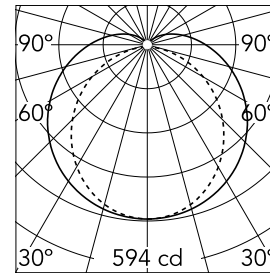


### Main specifications

<b>Number of heads</b>	1	<b>Net lumen (lm)</b>	2423
<b>Lamp category</b>	LED	<b>Mountings</b>	Track
<b>Power (W)</b>	38W	<b>Environment</b>	Indoor dry location
<b>CCT (K)</b>	3000K		
<b>CRI</b>	90		

### Optical

<b>Lighting type</b>	Direct
<b>LED type</b>	Top LED
<b>Light distribution</b>	Symmetric
<b>Optical type</b>	Diffused light
<b>Beam angle (°)</b>	106
<b>Beam angle C90-270 (°)</b>	106



Beam Angle: 106°

h(m)	E(lx)	D(m)
1	594	7.49
2	149	14.98
3	66	22.47
4	37	29.96
5	24	37.45

Luminous flux luminaire  
2423 lm

### Electrical

<b>Voltage (V)</b>	48.00	<b>Insulation class</b>	III
<b>Dimmable</b>	Yes		
<b>Driver</b>	Remote excluded		
<b>Driver type</b>	Dimmer on board		
<b>Emergency</b>	Without		

### Physical

<b>Color</b>	Black
<b>Orientation</b>	Fixed
<b>Weight (kg)</b>	1.21
<b>Length (mm)</b>	1544

### Note

System turning fastening elements 0°-90° with a magnetic connection and mechanic security bock for a transversally installation between two lines of the profile. The Light Tube are only fed by one od the ends and do not communicate current through the other end. For wireless lighting control, choose integrated Casambi versions.

