



## Light Tube Ø 30 Direct 1500 mm Casambi integrated

New

### 03.8107.14.CB - Black

Diffused LED light module to be installed in The Infra-Structure.

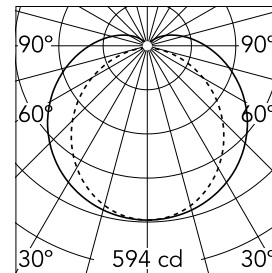


### Main specifications

Number of heads	1	CRI	90
Lamp category	LED	Net lumen (lm)	2423
Power (W)	38W	Mountings	Track
System power (W)	38	Environment	Indoor dry location
CCT (K)	3000K		

### Optical

Lighting type	Direct
LED type	Top LED
Light distribution	Symmetric
Optical type	Diffused light
Beam angle (°)	106
Beam angle C90-270 (°)	106
Efficiency (lm/W)	63.76



Beam Angle: 150°

h(m)	E(lx)	D(m)
1	594	7.49
2	149	14.98
3	66	22.47
4	37	29.96
5	24	37.45

Luminous flux luminaire  
2423 lm

### Electrical

Voltage (V)	48	Insulation class	III
Dimmable	Yes		
Driver	Remote excluded		
Driver type	Dimmable		
	Casambi		
Emergency	Without		

### Physical

Color	Black
Orientation	Fixed
Weight (kg)	1.21
Length (mm)	1544
Lifespan (L70 B10)	L80B50

### Note

System turning fastening elements 0°-90° with a magnetic connection and mechanic security lock for a transversally installation between two lines of the profile. The Light Tube are only fed by one end and do not communicate current through the other end. The control system with the Casambi version of light fixtures is directly and individually regulated wirelessly using the application FLOS Control® by Casambi.

