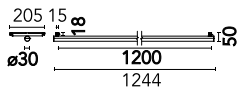



Light Tube Ø 30 Direct 1200 mm Dimmable 1-10V

■ 03.8106.14.1V - Black

Diffused LED light module to be installed in The Infra-Structure.

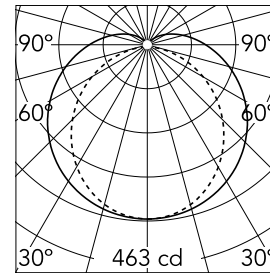


Main specifications

Number of heads	1	Net lumen (lm)	1890
Lamp category	LED	Mountings	Track
Power (W)	30W	Environment	Indoor dry location
CCT (K)	3000K		
CRI	90		

Optical

Lighting type	Direct
LED type	Top LED
Light distribution	Symmetric
Optical type	Diffused light
Beam angle (°)	106
Beam angle C90-270 (°)	106



Beam Angle: 106°

	h(m)	E(lx)	D(m)
1	463	7.49	
2	116	14.98	
3	51	22.47	
4	29	29.96	
5	19	37.45	

Luminous flux luminaire
1890 lm

Electrical

Voltage (V)	48.00	Insulation class	III
Dimmable	Yes		
Driver	Remote excluded		
Driver type	Dimmable 1-10V		
Emergency	Without		

Physical

Color	Black
Orientation	Fixed
Weight (kg)	1
Length (mm)	1244

Note

System turning fastening elements 0°-90° with a magnetic connection and mechanic security back for a transversally installation between two lines of the profile. The Light Tube are only fed by one od the ends and do not communicate current through the other end. For wireless lighting control, choose integrated Casambi versions.

