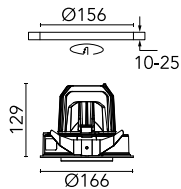


## Light Supply Adjustable Trim Dimmable

03.6805.40ADA - White

Recessed luminaire with LED light source. Remote 220/240V power supply included.

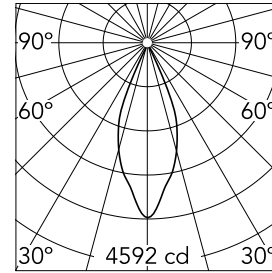


### Main specifications

<b>Number of heads</b>	1	<b>Net lumen (lm)</b>	1639
<b>Lamp category</b>	LED	<b>Mountings</b>	Ceiling recessed
<b>Power (W)</b>	30.1W	<b>Environment</b>	Indoor
<b>CCT (K)</b>	4000K		
<b>CRI</b>	90		

### Optical

<b>Lighting type</b>	Direct
<b>LED type</b>	LED array
<b>Light distribution</b>	Symmetric
<b>Optical type</b>	Flood
<b>Beam angle (°)</b>	39
<b>Beam angle C90-270 (°)</b>	39



Beam Angle: 39°		
h(m)	E(lx)	D(m)
1	4592	0.71
2	1148	1.42
3	510	2.14
4	287	2.85
5	184	3.56

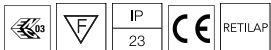
Luminous flux luminaire  
1639 lm (EXTREME CUT OFF)

### Electrical

<b>Frequency (Hz)</b>	50/60	<b>Emergency</b>	Without
<b>Voltage (V)</b>	37.60	<b>Insulation class</b>	II
<b>Dimmable</b>	Yes		
<b>Driver</b>	Remote		
<b>Driver type</b>	Electronic dimmable 1-10V, Electronic dimmable DALI		

### Physical

<b>Color</b>	White	<b>Rotation (°)</b>	355
<b>Orientation</b>	Adjustable		
<b>Recessed depth (mm)</b>	239		
<b>Weight (kg)</b>	1.01		
<b>Tilt (°)</b>	35		



## Light Supply Adjustable Trim Dimmable



---

Light Supply Adjustable spare reflector. Spot  
08.8450.00



---

Elliptical lens  
08.8118.68



---

Screening crosspiece  
08.8242.14



---

Honeycomb. Small Cells  
08.8049.14



---

Honeycomb. Big Cells  
08.8377.14



---

Highly-efficient cylinder  
08.8453.40



---

Light Supply Adjustable spare reflector. Flood  
08.8452.00



---

Light Supply Adjustable spare reflector. Medium  
08.8451.00