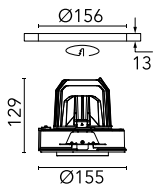


## Light Supply Adjustable No Trim Dimmable

■ 03.6819.14ADA - Black

Recessed luminaire with LED light source. Remote 220/240V power supply included.

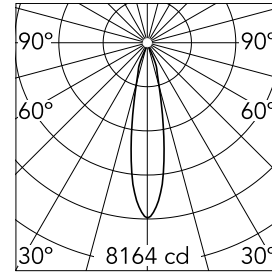


### Main specifications

|                        |       |                       |                     |
|------------------------|-------|-----------------------|---------------------|
| <b>Number of heads</b> | 1     | <b>Net lumen (lm)</b> | 1486                |
| <b>Lamp category</b>   | LED   | <b>Mountings</b>      | Ceiling recessed    |
| <b>Power (W)</b>       | 30.1W | <b>Environment</b>    | Indoor dry location |
| <b>CCT (K)</b>         | 4000K |                       |                     |
| <b>CRI</b>             | 90    |                       |                     |

### Optical

|                               |           |
|-------------------------------|-----------|
| <b>Lighting type</b>          | Direct    |
| <b>LED type</b>               | LED array |
| <b>Light distribution</b>     | Symmetric |
| <b>Optical type</b>           | Medium    |
| <b>Beam angle (°)</b>         | 21        |
| <b>Beam angle C90-270 (°)</b> | 21        |



Beam Angle: 21°

| h(m) | E(lx) | D(m) |
|------|-------|------|
| 1    | 8164  | 0.37 |
| 2    | 2041  | 0.75 |
| 3    | 907   | 1.12 |
| 4    | 510   | 1.49 |
| 5    | 327   | 1.87 |

Luminous flux luminaire  
1486 lm (EXTREME CUT OFF)

### Electrical


|                       |                                 |                         |         |
|-----------------------|---------------------------------|-------------------------|---------|
| <b>Frequency (Hz)</b> | 50/60                           | <b>Emergency</b>        | Without |
| <b>Voltage (V)</b>    | 37.60                           | <b>Insulation class</b> | II      |
| <b>Dimmable</b>       | Yes                             |                         |         |
| <b>Driver</b>         | Remote included                 |                         |         |
| <b>Driver type</b>    | Dimmable 1-10V, Dimmable DALI 1 |                         |         |

### Physical

|                            |            |                     |     |
|----------------------------|------------|---------------------|-----|
| <b>Color</b>               | Black      | <b>Rotation (°)</b> | 355 |
| <b>Orientation</b>         | Adjustable |                     |     |
| <b>Recessed depth (mm)</b> | 239        |                     |     |
| <b>Weight (kg)</b>         | 1.01       |                     |     |
| <b>Tilt (°)</b>            | 35         |                     |     |

### Note

Pre-installation frame or Soft Architecture installation plate for No Trim installation. To be ordered separately.



## Light Supply Adjustable No Trim Dimmable



---

Light Supply Adjustable spare reflector. Medium  
08.8451.00



---

Highly-efficient cylinder  
08.8453.40



---

Honeycomb. Big Cells  
08.8377.14



---

Honeycomb. Small Cells  
08.8049.14



---

Pre-installation frame  
08.8119.00



---

Light Supply Adjustable spare reflector. Spot  
08.8450.00



---

Light Supply Adjustable spare reflector. Flood  
08.8452.00



---

Screening crosspiece  
08.8242.14



---

Elliptical lens  
08.8118.68



---

Soft Architecture installation plate  
SA.6600.1