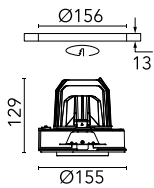


## Light Supply Adjustable No Trim

03.6619.40 - White

Recessed luminaire with LED light source. Remote 220/240V power supply included.

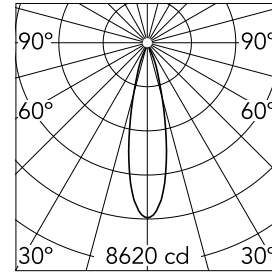


### Main specifications

<b>Number of heads</b>	1	<b>Net lumen (lm)</b>	1743
<b>Lamp category</b>	LED	<b>Mountings</b>	Ceiling recessed
<b>Power (W)</b>	28W	<b>Environment</b>	Indoor dry location
<b>CCT (K)</b>	4000K		
<b>CRI</b>	80		

### Optical

<b>Lighting type</b>	Direct
<b>LED type</b>	Phosphor LED
<b>Light distribution</b>	Symmetric
<b>Optical type</b>	Medium
<b>Beam angle (°)</b>	24
<b>Beam angle C90-270 (°)</b>	24



<b>Beam Angle:</b>	24°		
<b>h(m)</b>	<b>E(lx)</b>	<b>D(m)</b>	
1	8620	0.42	
2	2155	0.85	
3	958	1.27	
4	539	1.70	
5	345	2.12	

Luminous flux luminaire  
1743 lm (EXTREME CUT OFF)

### Electrical

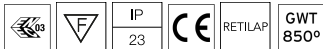
<b>Frequency (Hz)</b>	50/60	<b>Insulation class</b>	II
<b>Dimmable</b>	No		
<b>Driver</b>	Remote included		
<b>Driver type</b>	Non Dimmable		
<b>Emergency</b>	Without		

### Physical

<b>Color</b>	White	<b>Rotation (°)</b>	355
<b>Orientation</b>	Adjustable		
<b>Recessed depth (mm)</b>	239		
<b>Weight (kg)</b>	1.01		
<b>Tilt (°)</b>	35		

### Note

Pre-installation frame or Soft Architecture installation plate for No Trim installation. Have to be ordered separately.



## Light Supply Adjustable No Trim



---

Honeycomb. Small Cells  
08.8049.14



---

Light Supply Adjustable spare  
reflector. Medium  
08.8414.00



---

Elliptical lens  
08.8118.68



---

Honeycomb. Big Cells  
08.8377.14



---

Screening crosspiece  
08.8242.14



---

Light Supply Adjustable spare  
reflector. Spot  
08.8413.00



---

Light Supply Adjustable spare  
reflector. Flood  
08.8415.00



---

Soft Architecture installation plate  
SA.6600.1



---

Pre-installation frame  
08.8119.00