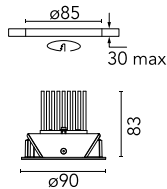


## Light Soldier Adjustable Ø90

03.4320.30B - White

Recessed luminaire with LED light source. Power supply not included.

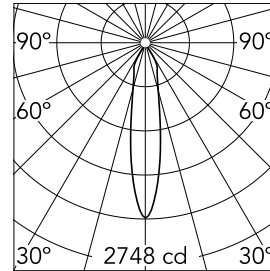


## Main specifications

Number of heads	1	Net lumen (lm)	734
Lamp category	LED	Mountings	Ceiling recessed
Power (W)	9.2W	Environment	Indoor
CCT (K)	3000K		
CRI	90		

## Optical

Lighting type	Direct
LED type	LED array
Light distribution	Symmetric
Optical type	Spot
Beam angle (°)	18
Beam angle C90-270 (°)	18



Beam Angle: 20°

h(m)	E(lx)	D(m)
1	2748	0.35
2	687	0.70
3	305	1.04
4	172	1.39
5	110	1.74

Luminous flux luminaire  
734 lm


## Electrical

Voltage (V)	18.40	Insulation class	III
Dimmable	Yes		
Driver	Remote		
Driver type	Electronic, Electronic dimmable, Electronic dimmable 1-10V, Electronic dimmable DALI		
Emergency	Without		

## Physical

Color	White	Rotation (°)	30
Orientation	Adjustable		
Recessed depth (mm)	93		
Weight (kg)	0.20		
Tilt (°)	30		

## Certification / Marking



## Light Soldier Adjustable Ø90



---

Continuous current supply source of 240V – 50/60Hz with dimmable DALI 2  
60.9186



---

Continuous current power supply of 13-42W, 220/240V – 50/60Hz with power current selected through adjustable switch  
60.9162



---

Constant Current Power Supply for LED. 20W / 500 mA  
60.8650



---

Continuous current power supply. Switch by trailing and leading edge dimming, mains dimming or push dimming. 32W  
60.8534



---

Continuous current power supply of 25W, 120/240V – 50/60Hz with power current selected through adjustable switch. Synchronisation cables not included.  
60.8533