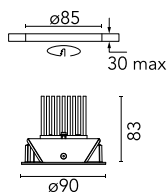


Light Soldier Adjustable Ø90

■ 03.4320.02B - Grey

Recessed luminaire with LED light source. Power supply not included.

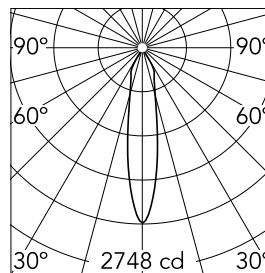


Main specifications

Number of heads	1	Net lumen (lm)	734
Lamp category	LED	Mountings	Ceiling recessed
Power (W)	9.2W	Environment	Indoor
CCT (K)	3000K		
CRI	90		

Optical

Lighting type	Direct
LED type	LED array
Light distribution	Symmetric
Optical type	Spot
Beam angle (°)	18
Beam angle C90-270 (°)	18



Beam Angle: 20°

h(m)	E(lx)	D(m)
1	2748	0.35
2	687	0.70
3	305	1.04
4	172	1.39
5	110	1.74

Luminous flux luminaire
734 lm

Electrical

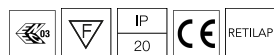
Voltage (V)	18.40	Insulation class	III
Dimmable	Yes		
Driver	Remote		
Driver type	Electronic, Electronic dimmable, Electronic dimmable 1-10V, Electronic dimmable DALI		
	Without		

Emergency

Physical

Color	Grey	Rotation (°)	30
Orientation	Adjustable		
Recessed depth (mm)	93		
Weight (kg)	0.20		
Tilt (°)	30		

Certification / Marking



Light Soldier Adjustable Ø90



Continuous current supply source of 240V – 50/60Hz with dimmable DALI 2
60.9186



Continuous current power supply of 13-42W, 220/240V – 50/60Hz with power current selected through adjustable switch
60.9162



Constant Current Power Supply for LED. 20W / 500 mA
60.8650



Continuous current power supply. Switch by trailing and leading edge dimming, mains dimming or push dimming. 32W
60.8534



Continuous current power supply of 25W, 120/240V – 50/60Hz with power current selected through adjustable switch. Synchronisation cables not included.
60.8533