
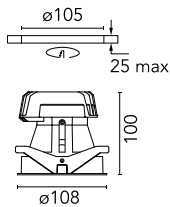


Light Shooter HP Fixed Trim Dimmable

■ 03.6564.14ADA - Black

High-performance recessed luminaire with LED light source. Remote 220-240V power supply included.

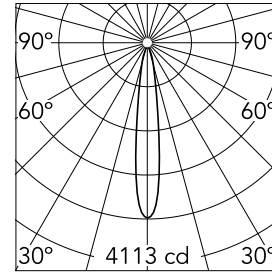


Main specifications

| | | | |
|------------------------|-------|-----------------------|------------------|
| Number of heads | 1 | Net lumen (lm) | 448 |
| Lamp category | LED | Mountings | Ceiling recessed |
| Power (W) | 11W | Environment | Indoor |
| CCT (K) | 3000K | | |
| CRI | 90 | | |

Optical

| | |
|---------------------------|-----------|
| Lighting type | Direct |
| LED type | Power LED |
| Light distribution | Symmetric |
| Optical type | Spot |
| Beam angle (°) | 15 |



| | | | |
|--------------------|-------------|--------------|-------------|
| Beam Angle: | 15° | | |
| | h(m) | E(lx) | D(m) |
| | 1 | 4113 | 0.26 |
| | 2 | 1028 | 0.52 |
| | 3 | 457 | 0.78 |
| | 4 | 257 | 1.04 |
| | 5 | 165 | 1.30 |

Luminous flux luminaire
448 lm (EXTREME CUT OFF)

Electrical

| | |
|-------------------------|---|
| Dimmable | Yes |
| Driver | Remote |
| Driver type | Electronic, Electronic dimmable, Electronic dimmable 1-10V, Electronic dimmable DALI |
| Emergency | Without |
| Insulation class | II |

Physical

| | |
|----------------------------|-------|
| Color | Black |
| Orientation | Fixed |
| Recessed depth (mm) | 160 |
| Weight (kg) | 0.45 |

Note

LED: All the models include an accessory for IP54.