

Light Shadow Surface Dali Version 4 Spots Optic Flood

03.9835.40ADA - Black/White/White

Surface luminaire with 4 LED lighting spots. Power source 220-240V incorporated.

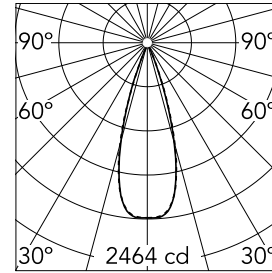


Main specifications

Number of heads	1	Net lumen (lm)	790
Lamp category	LED	Mountings	Surface
Power (W)	10.8W	Environment	Indoor dry location
CCT (K)	3000K		
CRI	90		

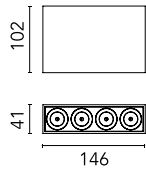

Optical

Lighting type	Direct
LED type	Power LED
Light distribution	Symmetric
Optical type	Flood
Beam angle (°)	33
Beam angle C90-270 (°)	33



Beam Angle: 33°		
h(m)	E(lx)	D(m)
1	2464	0.59
2	616	1.18
3	274	1.78
4	154	2.37
5	99	2.96

Luminous flux luminaire
790 lm (EXTREME CUT OFF)



Electrical

Frequency (Hz)	50/60	Emergency	Without
Voltage (V)	220.00	Insulation class	I
Dimmable	Yes		
Driver	Integrated		
Driver type	Dimmable DALI		
	1		

Physical

Color	Black/White/White
Orientation	Fixed
Weight (kg)	0.80
Length (mm)	146

