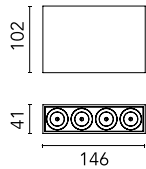



Light Shadow Surface 4 Spots Optic Spot

03.8963.40A - White/White/Matt Gold

Surface luminaire with 4 LED lighting spots. Power source 220-240V incorporated.

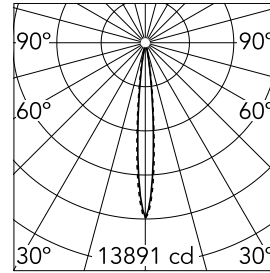


Main specifications

Number of heads	1	Net lumen (lm)	785
Lamp category	LED	Mountings	Surface
Power (W)	10.8W	Environment	Indoor dry location
CCT (K)	3000K		
CRI	90		

Optical

Lighting type	Direct
LED type	Power LED
Light distribution	Symmetric
Optical type	Spot
Beam angle (°)	10
Beam angle C90-270 (°)	10



Beam Angle:	10°		
	h(m)	E(lx)	D(m)
1	13891	0.18	
2	3473	0.36	
3	1543	0.55	
4	868	0.73	
5	556	0.91	

Luminous flux luminaire
785 lm (EXTREME CUT OFF)

Electrical

Frequency (Hz)	50/60	Emergency	Without
Voltage (V)	220.00	Insulation class	I
Dimmable	No		
Driver	Integrated		
Driver type	Non Dimmable		

Physical

Color	White/White/Matt Gold
Orientation	Fixed
Weight (kg)	0.80
Length (mm)	146

