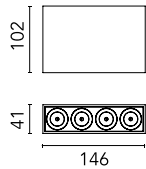



## Light Shadow Surface 4 Spots Optic Spot

03.8962.40A - White/White/Chrome

Surface luminaire with 4 LED lighting spots. Power source 220-240V incorporated.

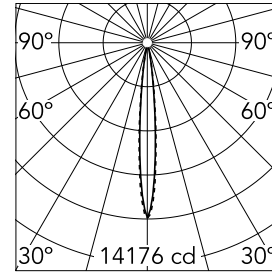


### Main specifications

<b>Number of heads</b>	1	<b>Net lumen (lm)</b>	805
<b>Lamp category</b>	LED	<b>Mountings</b>	Surface
<b>Power (W)</b>	10.8W	<b>Environment</b>	Indoor dry location
<b>CCT (K)</b>	3000K		
<b>CRI</b>	90		

### Optical

<b>Lighting type</b>	Direct
<b>LED type</b>	Power LED
<b>Light distribution</b>	Symmetric
<b>Optical type</b>	Spot
<b>Beam angle (°)</b>	10
<b>Beam angle C90-270 (°)</b>	10



Beam Angle: 10°		
h(m)	E(lx)	D(m)
1	14176	0.18
2	3544	0.36
3	1575	0.55
4	886	0.73
5	567	0.91

Luminous flux luminaire  
805 lm (EXTREME CUT OFF)

### Electrical

<b>Frequency (Hz)</b>	50/60	<b>Emergency</b>	Without
<b>Voltage (V)</b>	220.00	<b>Insulation class</b>	I
<b>Dimmable</b>	No		
<b>Driver</b>	Integrated		
<b>Driver type</b>	Non Dimmable		

### Physical

<b>Color</b>	White/White/Chrome
<b>Orientation</b>	Fixed
<b>Weight (kg)</b>	0.80
<b>Length (mm)</b>	146

