

Light Shadow Surface 4 Spots Optic Medium

03.9722.40A - White/White/Chrome

Surface luminaire with 4 LED lighting spots. Power source 220-240V incorporated.

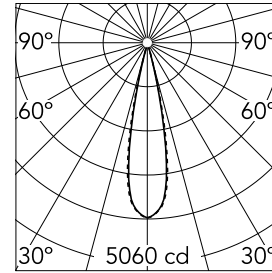


Main specifications

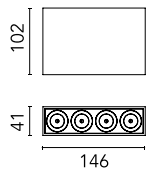

Number of heads	1	Net lumen (lm)	752
Lamp category	LED	Mountings	Surface
Power (W)	10.8W	Environment	Indoor dry location
CCT (K)	2700K		
CRI	90		

Optical

Lighting type	Direct
LED type	Power LED
Light distribution	Symmetric
Optical type	Medium
Beam angle (°)	22
Beam angle C90-270 (°)	22



Beam Angle: 22°		
h(m)	E(lx)	D(m)
1	5060	0.39
2	1265	0.77
3	562	1.16
4	316	1.55
5	202	1.94



Electrical

Frequency (Hz)	50/60	Emergency	Without
Voltage (V)	220.00	Insulation class	I
Dimmable	No		
Driver	Integrated		
Driver type	Non Dimmable		

Physical

Color	White/White/Chrome
Orientation	Fixed
Weight (kg)	0.80
Length (mm)	146

