



## Light Shadow Pro Ø90 Fixed Optic Super Spot

03.9968.40 - White

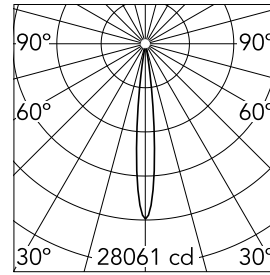
LED lighting module, with low glare, to be inserted in the recessed frames (not included), installation through a bayonet system with interchangeable spots. Remote driver not included.

### Main specifications

<b>Number of heads</b>	1	<b>Net lumen (lm)</b>	1394
<b>Lamp category</b>	LED	<b>Mountings</b>	Recessed
<b>Power (W)</b>	18W	<b>Environment</b>	Indoor
<b>CCT (K)</b>	2700K		
<b>CRI</b>	90		

### Optical

<b>Lighting type</b>	Direct
<b>LED type</b>	LED array
<b>Light distribution</b>	Symmetric
<b>Optical type</b>	Super spot
<b>Beam angle (°)</b>	12
<b>Beam angle C90-270 (°)</b>	12



Beam Angle: 12°

h(m) E(lx) D(m)

1 28061 0.20

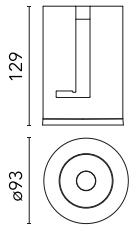
2 7015 0.40

3 3118 0.60

4 1754 0.81

5 1122 1.01

Luminous flux luminaire  
1394 lm



### Electrical

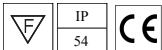
<b>Dimmable</b>	Yes
<b>Driver</b>	Remote
<b>Driver type</b>	Electronic, Electronic dimmable 1-10V, Electronic dimmable DALI
<b>Emergency</b>	Without
<b>Insulation class</b>	III

### Physical

<b>Color</b>	White
<b>Orientation</b>	Fixed
<b>Recessed depth (mm)</b>	129
<b>Weight (kg)</b>	0.54
<b>Spot diameter (mm)</b>	90

### Note

Preliminary photometries.



# Light Shadow Pro Ø90 Fixed Optic Super Spot



Installation Frame Trim  
08.0161.40

Installation Frame Trim  
08.0161.14

Installation Frame No Trim  
08.0163.00



Power supply non dimmable. 24W Non dimmable continuous current power supply of 24W, 110/277V – 50/60Hz, with power current selected through adjustable 600 mA switch  
60.9523

Non dimmable continuous current power supply of 220/240V – 50/60Hz with power current selected through adjustable with switch 200mA – 8,5W / 250mA – 11W / 300mA – 13W / 350mA – 15W / 400mA – 17,5W / 450mA 19,5W / 500mA – 22W.  
60.9160

Continuous current power supply, 0/1-10V dimmable, 220/240V – 50/60Hz, 36W – 700 mA  
60.9439



Continuous current supply source of

Continuous current power supply of

Continuous current power supply of

switch  
60.9162



adjustable switch. 1-10V or push  
dimming.  
60.9188



---

Continuous current power supply of  
12-20W, 110\*/240V – 50/60Hz with  
power current selected through  
adjustable. Regulable DALI 1 y DALI 2  
60.9222

---

Continuous current power supply,  
Mains dimming 220/240V – 50/60Hz, 12-  
20W  
60.9467

---

Continuous current power supply,  
dimmable Casambi, 220/240V –  
50/60Hz, 35W – 650mA / 36W – 700 mA.  
60.9207