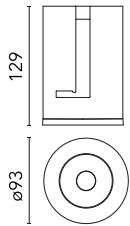


Light Shadow Pro Ø90 Fixed Optic Flood

■ 03.9962.14 - Black

LED lighting module, with low glare, to be inserted in the recessed frames (not included), installation through a bayonet system with interchangeable spots. Remote driver not included.

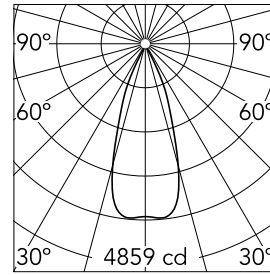


Main specifications

Number of heads	1	Net lumen (lm)	1952
Lamp category	LED	Mountings	Recessed
Power (W)	22W	Environment	Indoor
CCT (K)	2700K		
CRI	90		

Optical

Lighting type	Direct
LED type	LED array
Light distribution	Symmetric
Optical type	Flood
Beam angle (°)	37
Beam angle C90-270 (°)	37



Beam Angle: 37°

h(m)	E(lx)	D(m)
1	4859	0.67
2	1215	1.35
3	540	2.02
4	304	2.69
5	194	3.37

Luminous flux luminaire
1952 lm

Electrical

Current (mA)	600	Insulation class	III
Dimmable	Yes		
Driver	Remote		
Driver type	Electronic, Electronic dimmable 1-10V, Electronic dimmable DALI		
Emergency	Without		

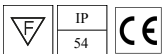
Physical

Color	Black
Orientation	Fixed
Recessed depth (mm)	129
Weight (kg)	0.54
Spot diameter (mm)	90

Note

Preliminary photometries.

Certification / Marking



Light Shadow Pro Ø90 Fixed Optic Flood



Installation Frame Trim
08.0161.40



Installation Frame Trim
08.0161.14



Installation Frame No Trim
08.0163.00