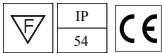
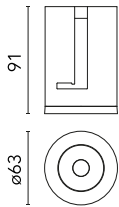


Light Shadow Pro Ø60 Fixed Optic Medium

03.9955.40 - White

LED lighting module, with low glare, to be inserted in the recessed frames (not included), installation through a bayonet system with interchangeable spots. Remote driver not included.

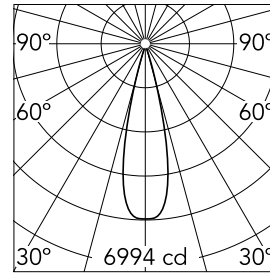


Main specifications

Number of heads	1	Net lumen (lm)	1226
Lamp category	LED	Mountings	Recessed
Power (W)	15W	Environment	Indoor
CCT (K)	3000K		
CRI	90		

Optical

Lighting type	Direct
LED type	LED array
Light distribution	Symmetric
Optical type	Medium
Beam angle (°)	25
Beam angle C90-270 (°)	25



Beam Angle: 25°

	h(m)	E(lx)	D(m)
1	6994	0.45	
2	1748	0.90	
3	777	1.36	
4	437	1.81	
5	280	2.26	

Luminous flux luminaire
1226 lm

Electrical

Current (mA)	400	Insulation class	III
Dimmable	Yes		
Driver	Remote		
Driver type	Electronic, Electronic dimmable 1-10V, Electronic dimmable DALI		
Emergency	Without		

Physical

Color	White
Orientation	Fixed
Recessed depth (mm)	91
Weight (kg)	0.22
Spot diameter (mm)	60

Light Shadow Pro Ø60 Fixed Optic Medium



Installation Frame Trim
08.0160.40

Installation Frame Trim
08.0160.14

Installation Frame No Trim
08.0162.00



Non dimmable continuous current power supply of 220/240V – 50/60Hz with power current selected through adjustable with switch 200mA – 8,5W / 250mA – 11W / 300mA – 13W / 350mA – 15W / 400mA – 17,5W / 450mA 19,5W / 500mA – 22W.
60.9160

Continuous current power supply, 0/1-10V dimmable, 220/240V – 50/60Hz, 36W – 700 mA
60.9439

Continuous current supply source of 240V – 50/60Hz with dimmable DALI 2
60.9186



Continuous current power supply of

Continuous current power supply of

Continuous current power supply of

switch
60.9162



adjustable switch. 1-10V or push
dimming.
60.9188



adjustable. Regulable DALI 1 y DALI 2
60.9222

Continuous current power supply,
Mains dimming 220/240V – 50/60Hz, 12-
20W
60.9467

Continuous current power supply,
dimmable Casambi, 220/240V –
50/60Hz, 35W – 650mA / 36W – 700 mA.
60.9207