

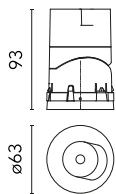
Light Shadow Pro Ø60 Adjustable Optic Medium

■ 03.9977.06 - Chrome



LED lighting module, with low glare, to be inserted in the recessed frames (not included), installation through a bayonet system with interchangeable spots. Remote driver not included.

LED lighting module, with low glare, to be inserted in the recessed frames (not included), installation through a bayonet system with interchangeable spots. Remote driver not included.

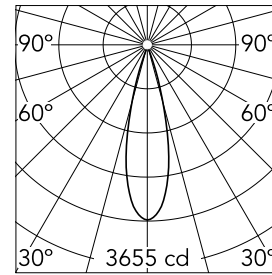


Main specifications

Number of heads	1	Net lumen (lm)	705
Lamp category	LED	Mountings	Recessed
Power (W)	10W	Environment	Indoor
CCT (K)	3000K		
CRI	90		

Optical

Lighting type	Direct
LED type	LED array
Light distribution	Symmetric
Optical type	Medium
Beam angle (°)	26
Beam angle C90-270 (°)	26



Beam Angle: 26°		
h(m)	E(lx)	D(m)
1	3655	0.47
2	914	0.94
3	406	1.40
4	228	1.87
5	146	2.34

Luminous flux luminaire
705 lm

Electrical

Current (mA)	750	Insulation class	III
Dimmable	Yes		
Driver	Remote		
Driver type	Electronic, Electronic dimmable 1- 10V, Electronic dimmable DALI		
Emergency	Without		

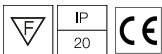
Physical

Color	Chrome	Spot diameter (mm)	60
Orientation	Adjustable		
Recessed depth (mm)	93		
Weight (kg)	0.22		
Tilt (°)	30		

Note

Preliminary photometries.

Certification / Marking



Light Shadow Pro Ø60 Adjustable Optic Medium



Installation Frame Trim
08.0164.40



Installation Frame Trim
08.0164.14



Installation Frame No Trim
08.0192.00