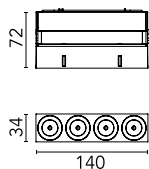



Light Shadow Optic Wide Flood Casambi integrated

New

03.9663.40ACB - White/Gold

LED lighting module, with 4 spotlights and low glare, to be installed in the The Running Magnet system. DC/DC, built-in electronic current converter.

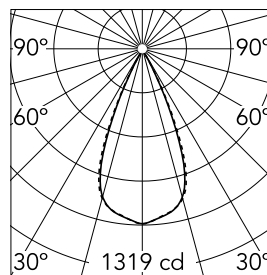


Main specifications

Lamp category	LED	Mountings	Track
Power (W)	10.8W	Environment	Indoor dry location
CCT (K)	2700K		
CRI	90		
Net lumen (lm)	716		

Optical

Lighting type	Direct
LED type	Power LED
Light distribution	Symmetric
Optical type	Wide flood
Beam angle (°)	47
Beam angle C90-270 (°)	47



Beam Angle: 46°

h(m)	E(lx)	D(m)
1	1319	0.84
2	330	1.69
3	147	2.53
4	82	3.38
5	53	4.22

Luminous flux luminaire
716 lm (EXTREME CUT OFF)

Electrical

Voltage (V)	24.00	Insulation class	III
Dimmable	Yes		
Driver	Remote excluded		
Driver type	Dimmable		
Emergency	Casambi		
	Without		

Physical

Color	White/Gold
Orientation	Fixed
Weight (kg)	0.34
Length (mm)	140

Note

The control system with the Casambi version of light fixtures is directly and individually regulated wirelessly using the application FLOS Control® by Casambi.

