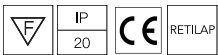
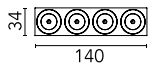
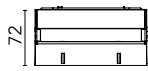


## Light Shadow Optic Medium On Board Dimmer

■ ■ 03.9631.14A - Black/Black

LED lighting module, with 4 spotlights and low glare, to be installed in the The Running Magnet system. DC/DC, built-in electronic current converter.

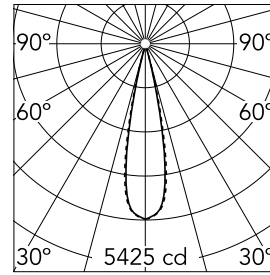


### Main specifications

|                       |       |                    |        |
|-----------------------|-------|--------------------|--------|
| <b>Lamp category</b>  | LED   | <b>Mountings</b>   | Track  |
| <b>Power (W)</b>      | 10.8W | <b>Environment</b> | Indoor |
| <b>CCT (K)</b>        | 3000K |                    |        |
| <b>CRI</b>            | 90    |                    |        |
| <b>Net lumen (lm)</b> | 793   |                    |        |

### Optical

|                               |           |
|-------------------------------|-----------|
| <b>Lighting type</b>          | Direct    |
| <b>LED type</b>               | Power LED |
| <b>Light distribution</b>     | Symmetric |
| <b>Optical type</b>           | Medium    |
| <b>Beam angle (°)</b>         | 22        |
| <b>Beam angle C90-270 (°)</b> | 22        |



|                    |              |             |  |
|--------------------|--------------|-------------|--|
| <b>Beam Angle:</b> | 22°          |             |  |
| <b>h(m)</b>        | <b>E(lx)</b> | <b>D(m)</b> |  |
| 1                  | 5425         | 0.39        |  |
| 2                  | 1356         | 0.78        |  |
| 3                  | 603          | 1.17        |  |
| 4                  | 339          | 1.56        |  |
| 5                  | 217          | 1.95        |  |

Luminous flux luminaire  
793 lm (EXTREME CUT OFF)

### Electrical

|                    |            |                         |     |
|--------------------|------------|-------------------------|-----|
| <b>Voltage (V)</b> | 24.00      | <b>Insulation class</b> | III |
| <b>Dimmable</b>    | Yes        |                         |     |
| <b>Driver</b>      | Remote     |                         |     |
| <b>Driver type</b> | Electronic |                         |     |
| <b>Emergency</b>   | Without    |                         |     |

### Physical

|                    |             |
|--------------------|-------------|
| <b>Color</b>       | Black/Black |
| <b>Orientation</b> | Fixed       |
| <b>Weight (kg)</b> | 0.34        |
| <b>Length (mm)</b> | 140         |

### Note

For wireless lighting control, choose integrated Casambi versions.