

Light Shadow Optic Flood Dali Version

03.9626.40ADA - White/Black

LED lighting module, with 4 spotlights and low glare, to be installed in the The Running Magnet system. DC/DC, built-in electronic current converter.

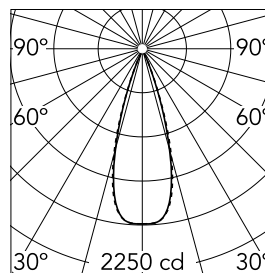


Main specifications

Lamp category	LED	Mountings	Track
Power (W)	10.8W	Environment	Indoor dry location
CCT (K)	2700K		
CRI	90		
Net lumen (lm)	720		

Optical

Lighting type	Direct
LED type	Power LED
Light distribution	Symmetric
Optical type	Flood
Beam angle (°)	33
Beam angle C90-270 (°)	33



Beam Angle: 33°

h(m) E(lx) D(m)

1 2250 0.60

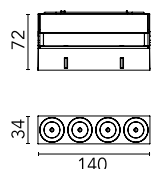

2 563 1.19

3 250 1.79

4 141 2.39

5 90 2.99

Luminous flux luminaire
720 lm (EXTREME CUT OFF)



Electrical

Voltage (V)	24.00	Insulation class	III
Dimmable	Yes		
Driver	Remote excluded		
Driver type	Dimmable DALI 1		
Emergency	Without		

Physical

Color	White/Black
Orientation	Fixed
Weight (kg)	0.34
Length (mm)	140

Note

For wireless lighting control, choose integrated Casambi versions.

