


## Light Shadow Fixed Trim Dali Version 8 Spots Optic Flood

03.9155.40ADA - White/White

Recessed integrated luminaire with 8 LED lighting spots. Remote power supply included (220-240V).

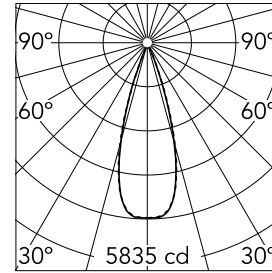


### Main specifications

|                        |       |                       |                     |
|------------------------|-------|-----------------------|---------------------|
| <b>Number of heads</b> | 1     | <b>Net lumen (lm)</b> | 1872                |
| <b>Lamp category</b>   | LED   | <b>Mountings</b>      | Ceiling recessed    |
| <b>Power (W)</b>       | 21.6W | <b>Environment</b>    | Indoor dry location |
| <b>CCT (K)</b>         | 3000K |                       |                     |
| <b>CRI</b>             | 90    |                       |                     |

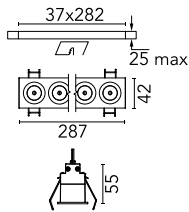
### Optical

|                               |           |
|-------------------------------|-----------|
| <b>Lighting type</b>          | Direct    |
| <b>LED type</b>               | Power LED |
| <b>Light distribution</b>     | Symmetric |
| <b>Optical type</b>           | Flood     |
| <b>Beam angle (°)</b>         | 33        |
| <b>Beam angle C90-270 (°)</b> | 33        |



|                    |             |              |             |
|--------------------|-------------|--------------|-------------|
| <b>Beam Angle:</b> | 33°         |              |             |
|                    | <b>h(m)</b> | <b>E(lx)</b> | <b>D(m)</b> |
| 1                  | 5835        | 0.59         |             |
| 2                  | 1459        | 1.18         |             |
| 3                  | 648         | 1.78         |             |
| 4                  | 365         | 2.37         |             |
| 5                  | 233         | 2.96         |             |

Luminous flux luminaire  
1872 lm (EXTREME CUT OFF)



### Electrical

|                       |                 |                         |         |
|-----------------------|-----------------|-------------------------|---------|
| <b>Frequency (Hz)</b> | 50/60           | <b>Emergency</b>        | Without |
| <b>Voltage (V)</b>    | 220.00          | <b>Insulation class</b> | II      |
| <b>Dimmable</b>       | Yes             |                         |         |
| <b>Driver</b>         | Remote included |                         |         |
| <b>Driver type</b>    | Dimmable DALI   |                         |         |
|                       | 1               |                         |         |

### Physical

|                            |             |                    |     |
|----------------------------|-------------|--------------------|-----|
| <b>Color</b>               | White/White | <b>Length (mm)</b> | 287 |
| <b>Orientation</b>         | Fixed       |                    |     |
| <b>Trim</b>                | yes         |                    |     |
| <b>Recessed depth (mm)</b> | 75          |                    |     |
| <b>Weight (kg)</b>         | 0.50        |                    |     |

### Note

Pre-installation frame not required.

