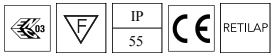
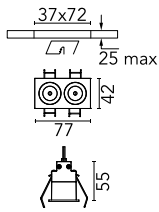


## Light Shadow Fixed Trim Dali Version 2 Spots Optic Spot

03.8824.40ADA - White/White

Recessed integrated luminaire with 2 LED lighting spots. Remote power supply included (220-240V).

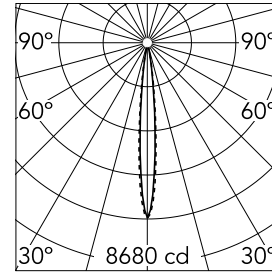


### Main specifications

|                        |       |                       |                  |
|------------------------|-------|-----------------------|------------------|
| <b>Number of heads</b> | 1     | <b>Net lumen (lm)</b> | 475              |
| <b>Lamp category</b>   | LED   | <b>Mountings</b>      | Ceiling recessed |
| <b>Power (W)</b>       | 5.4W  | <b>Environment</b>    | Indoor           |
| <b>CCT (K)</b>         | 3000K |                       |                  |
| <b>CRI</b>             | 90    |                       |                  |

### Optical

|                               |           |
|-------------------------------|-----------|
| <b>Lighting type</b>          | Direct    |
| <b>LED type</b>               | Power LED |
| <b>Light distribution</b>     | Symmetric |
| <b>Optical type</b>           | Spot      |
| <b>Beam angle (°)</b>         | 10        |
| <b>Beam angle C90-270 (°)</b> | 10        |



|                    |              |             |  |
|--------------------|--------------|-------------|--|
| <b>Beam Angle:</b> | 10°          |             |  |
| <b>h(m)</b>        | <b>E(lx)</b> | <b>D(m)</b> |  |
| 1                  | 8680         | 0.17        |  |
| 2                  | 2170         | 0.35        |  |
| 3                  | 964          | 0.52        |  |
| 4                  | 543          | 0.70        |  |
| 5                  | 347          | 0.87        |  |

Luminous flux luminaire  
475 lm (EXTREME CUT OFF)

### Electrical

|                       |                          |                         |         |
|-----------------------|--------------------------|-------------------------|---------|
| <b>Frequency (Hz)</b> | 50/60                    | <b>Emergency</b>        | Without |
| <b>Voltage (V)</b>    | 220.00                   | <b>Insulation class</b> | II      |
| <b>Dimmable</b>       | Yes                      |                         |         |
| <b>Driver</b>         | Remote                   |                         |         |
| <b>Driver type</b>    | Electronic dimmable DALI |                         |         |

### Physical

|                            |             |                    |    |
|----------------------------|-------------|--------------------|----|
| <b>Color</b>               | White/White | <b>Length (mm)</b> | 77 |
| <b>Orientation</b>         | Fixed       |                    |    |
| <b>Trim</b>                | yes         |                    |    |
| <b>Recessed depth (mm)</b> | 150         |                    |    |
| <b>Weight (kg)</b>         | 0.25        |                    |    |

### Note

Pre-installation frame not required.