

## Light Shadow DOTS - Single Spot Module. Set of 2 Spots

■ 03.8647.GLA - Gold



LED lighting module, with low glare, to be inserted in the recessed frames (not included), installation through a bayonet system with interchangeable spots. Available in one-light versions and groups of two and four lights. Driver not included, the driver has to be directly connected to the embedding frames.

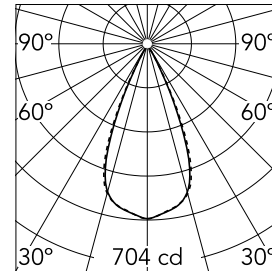
### Main specifications

|                        |       |                       |                     |
|------------------------|-------|-----------------------|---------------------|
| <b>Number of heads</b> | 1     | <b>Net lumen (lm)</b> | 382                 |
| <b>Lamp category</b>   | LED   | <b>Mountings</b>      | Recessed            |
| <b>Power (W)</b>       | 5.4W  | <b>Environment</b>    | Indoor dry location |
| <b>CCT (K)</b>         | 3000K |                       |                     |
| <b>CRI</b>             | 90    |                       |                     |



### Optical

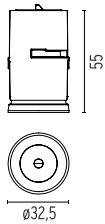
|                               |            |
|-------------------------------|------------|
| <b>Lighting type</b>          | Direct     |
| <b>LED type</b>               | Power LED  |
| <b>Light distribution</b>     | Symmetric  |
| <b>Optical type</b>           | Wide flood |
| <b>Beam angle (°)</b>         | 46         |
| <b>Beam angle C90-270 (°)</b> | 46         |



Beam Angle: 46°

| h(m) | E(lx) | D(m) |
|------|-------|------|
| 1    | 704   | 0.84 |
| 2    | 176   | 1.69 |
| 3    | 78    | 2.53 |
| 4    | 44    | 3.38 |
| 5    | 28    | 4.22 |

Luminous flux luminaire  
382 lm

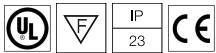


### Electrical

|                     |   |                         |         |
|---------------------|---|-------------------------|---------|
| <b>Voltage (V)</b>  | 3   | <b>Emergency</b>        | Without |
| <b>Current (mA)</b> | 900   | <b>Insulation class</b> | III     |
| <b>Dimmable</b>     | Yes   |                         |         |
| <b>Driver</b>       | Remote excluded   |                         |         |
| <b>Driver type</b>  | Non Dimmable, Dimmable 0-10V, Dimmable Casambi, Dimmable DALI 1 |                         |         |

### Physical

|                            |       |
|----------------------------|-------|
| <b>Color</b>               | Gold  |
| <b>Orientation</b>         | Fixed |
| <b>Recessed depth (mm)</b> | 75    |
| <b>Weight (kg)</b>         | 0.10  |
| <b>Spot diameter (mm)</b>  | 32.5  |



## Light Shadow DOTS - Single Spot Module. Set of 2 Spots




---

Continuous current power supply of 20W, dimmable DALI 2, 220/240V – 50/60Hz with power current 900 mA.  
60.9415

---

Non dimmable continuous current power supply of 20W, dimmable 0-10V, 220/240V – 50/60Hz  
60.9414

---

Pre-installation frame. 2L – int 43  
08.0581.00




---

70 mm divider to keep the spacing between spots when putting together 70 mm modules  
08.0586.00

---

Continuous current power supply, dimmable Casambi, 220/240V – 50/60Hz, 300mA-16W / 350mA-18,5W / 400mA-21,5W / 450mA-24W / 500mA-27W / 600mA-32W / 650mA-35W / 700mA-36W / 750/800/900/1000/1050mA – 38W  
60.9207

---

Continuous current power supply 220/240V – 50/60Hz. Adjustable Current 300mA-13W / 350mA-15W / 400mA-18W / 450mA-20W / 500mA-22W / 550mA-24W / 600mA-27W / 650mA-29W / 700mA-31W / 750mA-32W / 800mA-33W / 850mA-35W / 900mA-38W / 950mA-40W / 1000/1050mA-42W  
60.9162



Non dimmable continuous current  
power supply of 15-20W, 110/240V –  
50/60Hz, with power current selected  
through adjustable 350 mA-15W /500  
mA / 550 / 700 / 850 mA / 900 mA – 20W  
switch  
60.8911

Pre-installation frame. 2L – int 70  
08.0583.00