

## Light Shadow DOTS - Single Spot Module. Set of 2 Spots

■ 03.8645.GLA - Gold



LED lighting module, with low glare, to be inserted in the recessed frames (not included), installation through a bayonet system with interchangeable spots. Available in one-light versions and groups of two and four lights. Driver not included, the driver has to be directly connected to the embedding frames.

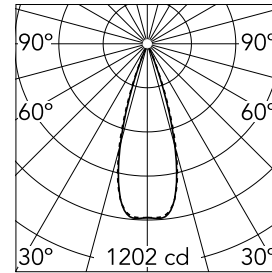
### Main specifications

<b>Number of heads</b>	2	<b>Net lumen (lm)</b>	390
<b>Lamp category</b>	LED	<b>Mountings</b>	Recessed
<b>Power (W)</b>	5.4W	<b>Environment</b>	Indoor dry location
<b>CCT (K)</b>	3000K		
<b>CRI</b>	90		



### Optical

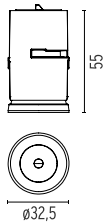
<b>Lighting type</b>	Direct
<b>LED type</b>	Power LED
<b>Light distribution</b>	Symmetric
<b>Optical type</b>	Flood
<b>Beam angle (°)</b>	33
<b>Beam angle C90-270 (°)</b>	33



Beam Angle: 33°

h(m)	E(lx)	D(m)
1	1202	0.60
2	300	1.20
3	134	1.79
4	75	2.39
5	48	2.99

Luminous flux luminaire  
390 lm

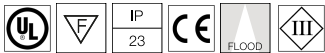


### Electrical

<b>Voltage (V)</b>	2x3	<b>Emergency</b>	Without
<b>Current (mA)</b>	900	<b>Insulation class</b>	III
<b>Dimmable</b>	Yes		
<b>Driver</b>	Remote excluded		
<b>Driver type</b>	Non Dimmable, Dimmable 0-10V, Dimmable Casambi, Dimmable DALI 1		

### Physical

<b>Color</b>	Gold
<b>Orientation</b>	Fixed
<b>Recessed depth (mm)</b>	75
<b>Weight (kg)</b>	0.10
<b>Spot diameter (mm)</b>	32.5



## Light Shadow DOTS - Single Spot Module. Set of 2 Spots




---

Continuous current power supply, dimmable Casambi 220/240V-50/60Hz, 300mA-16W / 350mA-18,5W / 400mA-21,5W / 450mA-24W / 500mA-27W / 600mA-32W / 650mA-35W / 700mA-36W / 750/800/900/1000/1050mA – 38W  
60.9207

---

Non dimmable continuous current power supply of 20W, dimmable 0-10V, 220/240V – 50/60Hz  
60.9414

---

Pre-installation frame. 2L – int 70  
08.0583.00




---

Pre-installation frame. 2L – int 43  
08.0581.00

---

Continuous current power supply 220/240V – 50/60Hz. Adjustable Current 300mA-13W / 350mA-15W / 400mA-18W / 450mA-20W / 500mA-22W / 550mA-24W / 600mA-27W / 650mA-29W / 700mA-31W / 750mA-32W / 800mA-33W / 850mA-35W / 900mA-38W / 950mA-40W / 1000/1050mA-42W  
60.9162

---

Non dimmable continuous current power supply of 15-20W, 110/240V – 50/60Hz, with power current selected through adjustable 350 mA-15W / 500 mA / 550 / 700 / 850 mA / 900 mA – 20W switch  
60.8911



---

70 mm divider to keep the spacing  
between spots when putting together  
70 mm modules  
08.0586.00