

## Light Shadow DOTS - Single Spot Module. Set of 1 Spot

■ 03.8630.GLA - Gold



LED lighting module, with low glare, to be inserted in the recessed frames (not included), installation through a bayonet system with interchangeable spots. Available in one-light versions and groups of two and four lights. Driver not included, the driver has to be directly connected to the embedding frames.

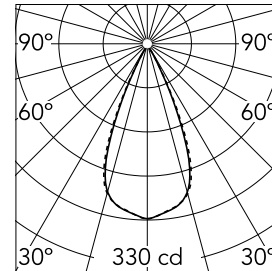
### Main specifications

<b>Number of heads</b>	1	<b>Net lumen (lm)</b>	179
<b>Lamp category</b>	LED	<b>Mountings</b>	Recessed
<b>Power (W)</b>	2.7W	<b>Environment</b>	Indoor dry location
<b>CCT (K)</b>	2700K		
<b>CRI</b>	90		



### Optical

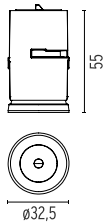
<b>Lighting type</b>	Direct
<b>LED type</b>	Power LED
<b>Light distribution</b>	Symmetric
<b>Optical type</b>	Wide flood
<b>Beam angle (°)</b>	46
<b>Beam angle C90-270 (°)</b>	46



Beam Angle: 46°

h(m)	E(lx)	D(m)
1	330	0.84
2	82	1.69
3	37	2.53
4	21	3.38
5	13	4.22

Luminous flux luminaire  
179 lm (EXTREME CUT OFF)

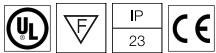


### Electrical

<b>Voltage (V)</b>	3	<b>Emergency</b>	Without
<b>Current (mA)</b>	900	<b>Insulation class</b>	III
<b>Dimmable</b>	Yes		
<b>Driver</b>	Remote excluded		
<b>Driver type</b>	Non Dimmable, Dimmable 0-10V, Dimmable Casambi, Dimmable DALI 1		

### Physical

<b>Color</b>	Gold
<b>Orientation</b>	Fixed
<b>Recessed depth (mm)</b>	75
<b>Weight (kg)</b>	0.05
<b>Spot diameter (mm)</b>	32.5



## Light Shadow DOTS - Single Spot Module. Set of 1 Spot



Pre-installation frame. 1L  
08.0580.00



Continuous current power supply, dimmable Casambi, 220/240V – 50/60Hz, 300mA-16W / 350mA-18,5W / 400mA-21,5W / 450mA-24W / 500mA-27W / 600mA-32W / 650mA-35W / 700mA-36W / 750/800/900/1000/1050mA – 38W  
60.9207



Non dimmable continuous current power supply of 15-20W, 110/240V – 50/60Hz, with power current selected through adjustable 350 mA-15W / 500 mA / 550 / 700 / 850 mA / 900 mA – 20W switch  
60.8911



70 mm divider to keep the spacing between spots when putting together 70 mm modules  
08.0586.00



Continuous current power supply of 20W, dimmable DALI 2, 220/240V – 50/60Hz with power current 900 mA.  
60.9415



Non dimmable continuous current power supply of 20W, dimmable 0-10V, 220/240V – 50/60Hz  
60.9414