

## Light Shadow DOTS - Single Spot Module. Set of 1 Spot

03.8630.40A - White



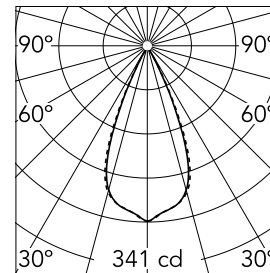
LED lighting module, with low glare, to be inserted in the recessed frames (not included), installation through a bayonet system with interchangeable spots. Available in one-light versions and groups of two and four lights. Driver not included, the driver has to be directly connected to the embedding frames.

### Main specifications

Number of heads	1	Net lumen (lm)	183
Lamp category	LED	Mountings	Recessed
Power (W)	2.7W	Environment	Indoor dry location
CCT (K)	2700K		
CRI	90		

### Optical

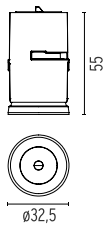
Lighting type	Direct
LED type	Power LED
Light distribution	Symmetric
Optical type	Wide flood
Beam angle (°)	45
Beam angle C90-270 (°)	45



Beam Angle: 45°

h(m)	E(lx)	D(m)
1	341	0.83
2	85	1.67
3	38	2.50
4	21	3.34
5	14	4.17

Luminous flux luminaire  
183 lm (EXTREME CUT OFF)

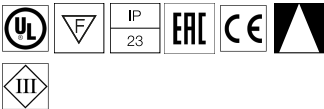


### Electrical

Voltage (V)	3	Emergency	Without
Current (mA)	900	Insulation class	III
Dimmable	Yes		
Driver	Remote excluded		
Driver type	Non Dimmable, Dimmable 0-10V, Dimmable Casambi, Dimmable DALI 1		

### Physical

Color	White
Orientation	Fixed
Recessed depth (mm)	75
Weight (kg)	0.05
Spot diameter (mm)	32.5



Light Shadow DOTS - Single Spot Module. Set of 1 Spot



Pre-installation frame. 1L  
08.0580.00

70 mm divider to keep the spacing  
between spots when putting together  
70 mm modules  
08.0586.00

Continuous current power supply,  
dimmable Casambi 220/240V-50/60Hz,  
300mA-16W / 350mA-18,5W / 400mA-  
21,5W / 450mA-24W / 500mA-27W /  
600mA-32W / 650mA-35W / 700mA-36W  
/750/800/900/1000/1050mA – 38W  
60.9207



Non dimmable continuous current  
power supply of 15-20W, 110/240V –  
50/60Hz, with power current selected  
through adjustable 350 mA-15W /500  
mA/ /550 / 700 / 850 mA / 900 mA – 20W  
switch  
60.8911

Non dimmable continuous current  
power supply of 20W, dimmable 0-10V,  
220/240V – 50/60Hz  
60.9414