

Light Shadow DOTS - Single Spot Module. Set of 1 Spot

■ 03.8603.GLA - Gold



LED lighting module, with low glare, to be inserted in the recessed frames (not included), installation through a bayonet system with interchangeable spots. Available in one-light versions and groups of two and four lights. Driver not included, the driver has to be directly connected to the embedding frames.

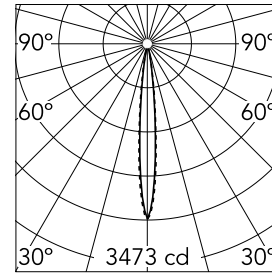
Main specifications

Number of heads	1	Net lumen (lm)	196
Lamp category	LED	Mountings	Recessed
Power (W)	2.7W	Environment	Indoor dry location
CCT (K)	3000K		
CRI	90		



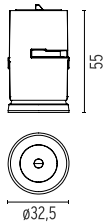
Optical

Lighting type	Direct
LED type	Power LED
Light distribution	Symmetric
Optical type	Spot
Beam angle (°)	10
Beam angle C90-270 (°)	10



Beam Angle:	10°		
	h(m)	E(lx)	D(m)
	1	3473	0.18
	2	868	0.36
	3	386	0.55
	4	217	0.73
	5	139	0.91

Luminous flux luminaire
196 lm (EXTREME CUT OFF)

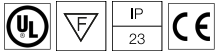


Electrical

Voltage (V)	3	Emergency	Without
Current (mA)	900	Insulation class	III
Dimmable	Yes		
Driver	Remote excluded		
Driver type	Non Dimmable, Dimmable 0-10V, Dimmable Casambi, Dimmable DALI		

Physical

Color	Gold
Orientation	Fixed
Recessed depth (mm)	75
Weight (kg)	0.05
Spot diameter (mm)	32.5



Light Shadow DOTS - Single Spot Module. Set of 1 Spot



Pre-installation frame. 1L
08.0580.00

Non dimmable continuous current power supply of 15-20W, 110/240V – 50/60Hz, with power current selected through adjustable 350 mA-15W /500 mA / 550 / 700 / 850 mA / 900 mA – 20W switch
60.8911

70 mm divider to keep the spacing between spots when putting together 70 mm modules
08.0586.00



Continuous current power supply of 20W, dimmable DALI 2, 220/240V – 50/60Hz with power current 900 mA.
60.9415

Non dimmable continuous current power supply of 20W, dimmable 0-10V, 220/240V – 50/60Hz
60.9414

Continuous current power supply, dimmable Casambi, 220/240V – 50/60Hz, 300mA-16W / 350mA-18,5W / 400mA-21,5W / 450mA-24W / 500mA-27W / 600mA-32W / 650mA-35W / 700mA-36W / 750/800/900/1000/1050mA – 38W
60.9207